



# International Headache Society global practice recommendations for the acute pharmacological treatment of migraine

Cephalalgia

2024, Vol. 44(8) 1–45

© International Headache Society 2024

Article reuse guidelines:

[sagepub.com/journals-permissions](https://sagepub.com/journals-permissions)

DOI: 10.1177/03331024241252666

[journals.sagepub.com/home/cep](https://journals.sagepub.com/home/cep)

Francesca Puledda<sup>1</sup> , Simona Sacco<sup>2</sup>, Hans-Christoph Diener<sup>3</sup> ,  
Messoud Ashina<sup>4,5</sup>, Haidar M. Al-Khazali<sup>4</sup>, Sait Ashina<sup>5,6</sup> , Rami Burstein<sup>7</sup>,  
Eric Liebler<sup>8</sup>, Andrea Cipriani<sup>9,10,11</sup>, Min Kyung Chu<sup>12</sup> , Alexandra Cocores<sup>13</sup>,  
Freda Dodd-Glover<sup>14</sup>, Esme Ekizoglu<sup>15</sup>, David Garcia-Azorin<sup>16</sup> , Carl Göbel<sup>17,18</sup>,  
Maria Teresa Goicochea<sup>19</sup>, Amr Hassan<sup>20</sup>, Koichi Hirata<sup>21</sup>, Jan Hoffmann<sup>1</sup> ,  
Bronwyn Jenkins<sup>22</sup>, Katharina Kamm<sup>23</sup> , Mi Ji Lee<sup>24</sup> , Yu-Hsiang Ling<sup>25,26</sup> ,  
Marco Lisicki<sup>27</sup>, Daniele Martinelli<sup>28</sup> , Teshamae S. Monteith<sup>13</sup> ,  
Raffaele Ornello<sup>2</sup> , Aynur Ozge<sup>29</sup>, Mario Peres<sup>30</sup> , Patricia Pozo-Rosich<sup>31</sup> ,  
Volodymyr Romanenko<sup>32</sup>, Todd J. Schwedt<sup>33</sup>, Marcio Nattan P. Souza<sup>34</sup> ,  
Tsubasa Takizawa<sup>35</sup>, Gisela M. Terwindt<sup>36</sup>, Janu Thuraiyah<sup>4</sup> ,  
Mansoureh Togha<sup>37,38</sup> , Nicolas Vandenbussche<sup>39,40</sup>, Shuu-Jiun Wang<sup>25,26,41</sup> ,  
Shengyuan Yu<sup>42</sup> and Cristina Tassorelli<sup>43,28</sup>

<sup>1</sup>Wolfson Sensory, Pain and Regeneration Centre, Institute of Psychiatry, Psychology & Neuroscience, King's College London, London, UK

<sup>2</sup>Department of Biotechnological and Applied Clinical Sciences, University of L'Aquila, L'Aquila, Italy

<sup>3</sup>Department of Neuroepidemiology, Institute for Medical Informatics, Biometry and Epidemiology, Faculty of Medicine, University Duisburg-Essen, Essen, Germany

<sup>4</sup>Department of Neurology, Danish Headache Center, Copenhagen University Hospital – Rigshospitalet, Copenhagen, Denmark

<sup>5</sup>Department of Clinical Medicine, Faculty of Health and Medical Sciences, University of Copenhagen, Copenhagen, Denmark

<sup>6</sup>Department of Neurology and Department of Anesthesia, Critical Care and Pain Medicine, Harvard Medical School and Beth Israel Deaconess Medical Center, Boston, USA

<sup>7</sup>Department of Anesthesia, Critical Care and Pain Medicine, Harvard Medical School, Beth Israel Deaconess Medical Center, Boston, USA

<sup>8</sup>International Headache Society, London, UK

<sup>9</sup>Department of Psychiatry, University of Oxford, Oxford, UK

<sup>10</sup>Oxford Precision Psychiatry Lab, NIHR Oxford Health Biomedical Research Centre, Oxford, UK

<sup>11</sup>Oxford Health NHS Foundation Trust, Warneford Hospital, Oxford, UK

<sup>12</sup>Department of Neurology, Severance Hospital, Yonsei University College of Medicine, Seoul, Republic of Korea

<sup>13</sup>Department of Neurology - Headache Division, University of Miami, Miller School of Medicine, Miami, USA

<sup>14</sup>Department of Medicine and Therapeutics, Korle Bu Teaching Hospital, Accra, Ghana

<sup>15</sup>Department of Neurology, Istanbul Faculty of Medicine, Istanbul University, Istanbul, Turkey

<sup>16</sup>Headache Unit, Department of Neurology, Hospital Clinico Universitario de Valladolid, Valladolid, Spain

<sup>17</sup>Kiel Migraine and Headache Centre, Kiel, Germany

<sup>18</sup>Department of Neurology, Christian-Albrechts University, Kiel, Germany

<sup>19</sup>Neurology Department, Headache Clinic, Fleni, Buenos Aires, Argentina

<sup>20</sup>Department of Neurology, Kasr Alainy Faculty of Medicine, Cairo University, Cairo, Egypt

<sup>21</sup>Neurology, Dokkyo Medical University, Mibu, Tochigi, Japan

<sup>22</sup>Royal North Shore Hospital, St Leonards, Sydney, Australia

<sup>23</sup>Department of Neurology, Klinikum der Universität München, Munich, Germany

<sup>24</sup>Department of Neurology, Seoul National University Hospital, Seoul National University College of Medicine, Seoul, Republic of Korea

<sup>25</sup>Neurological Institute, Taipei Veterans General Hospital, Taipei, Taiwan

<sup>26</sup>College of Medicine, National Yang Ming Chiao Tung University, Taipei, Taiwan

<sup>27</sup>Instituto de Investigación Médica Mercedes y Martín Ferreyra (INIMEC), Consejo Nacional de Investigaciones Científicas y Técnicas (CONICET), Universidad Nacional de Córdoba, Córdoba, Argentina

<sup>28</sup>IRCCS Mondino Foundation, Headache Science Center, Pavia, Italy

<sup>29</sup>Mersin University School of Medicine, Mersin, Turkey

<sup>30</sup>Institute of Psychiatry, HCFMUSP, Sao Paulo, Brazil

<sup>31</sup>Headache Unit, Neurology Department, Hospital Universitari Vall d'Hebron and Headache & Neurological Pain Research Group, Vall d'Hebron Institute of Research, Barcelona, Spain

<sup>32</sup>Vita Medical Center, Kyiv, Ukraine

<sup>33</sup>Department of Neurology, Mayo Clinic, Phoenix, AZ, USA

<sup>34</sup>Hospital das Clínicas da Universidade de São Paulo, São Paulo, Brazil

<sup>35</sup>Department of Neurology, Keio University School of Medicine, Tokyo, Japan

<sup>36</sup>Department of Neurology, Leiden University Medical Center, Leiden, The Netherlands

<sup>37</sup>Neurology ward, Sina Hospital, School of Medicine, Tehran University of Medical Sciences, Tehran, Iran

<sup>38</sup>Headache department, Iranian Center of Neurological Research, Neuroscience Institute, Tehran University of Medical Sciences, Tehran, Iran

<sup>39</sup>Department of Neurology, Leiden University Medical Center, Leiden, The Netherlands



## Abstract

**Background:** In an effort to improve migraine management around the world, the International Headache Society (IHS) has here developed a list of practical recommendations for the acute pharmacological treatment of migraine. The recommendations are categorized into optimal and essential, in order to provide treatment options for all possible settings, including those with limited access to migraine medications.

**Methods:** An IHS steering committee developed a list of clinical questions based on practical issues in the management of migraine. A selected group of international senior and junior headache experts developed the recommendations, following expert consensus and the review of available national and international headache guidelines and guidance documents. Following the initial search, a bibliography of twenty-one national and international guidelines was created and reviewed by the working group.

**Results:** A total of seventeen questions addressing different aspects of acute migraine treatment have been outlined. For each of them we provide an optimal recommendation, to be used whenever possible, and an essential recommendation to be used when the optimal level cannot be attained.

**Conclusion:** Adoption of these international recommendations will improve the quality of acute migraine treatment around the world, even where pharmacological options remain limited.

## Keywords

Practice recommendations, acute treatment, clinical questions, International Headache Society

Date received: 8 January 2024; revised: 7 April 2024; accepted: 11 April 2024

## Introduction

Consistent with the mission of the International Headache Society (IHS) to improve migraine management worldwide, this document focuses on providing practical recommendations on the pharmacological management of migraine. Due to the inconsistent availability of medications across different regions of the globe, these recommendations are categorized into two levels: *optimal* and *essential*. The optimal level is intended for settings where most drug treatments are available. The essential level is intended for underserved areas where treatment options are limited or that can only count on the drugs listed in the World Health Organization (WHO) Model List of Essential Medicines (EML) (1).

In the first part of this IHS endeavor, we present the recommendations for the acute pharmacological treatment of migraine attacks, together with the methodology and the evidence used to support them. The practice recommendations for the pharmacological preventive treatment of migraine are presented in a companion paper. Table 1 lists the drugs with evidence of efficacy for the acute treatment of migraine listed in the WHO EML.

The IHS practice recommendations are based on available treatment guidelines and expert consensus. They are intended to be a practical, quick reference, applicable in all countries across different care settings, including primary care. Given the global scope of these recommendations we have not customized the recommendations based on national registrations or specific labelling in individual countries. Nothing in these guidelines is designed to supersede local labelling and approvals.

These recommendations represent an instrument to motivate and facilitate policy changes. Our goal is to establish essential standards of migraine management in as many countries as possible. These standards will also serve as a reference document to drive local advances toward optimal care once essential standards of care are met.

## Methodology used for the development of questions and recommendations

The working group panel of the present practice recommendations was nominated by the IHS board. Members were selected based on their specific expertise in different areas of headache, previous experience

<sup>39</sup>Department of Neurology, Ghent University Hospital, Ghent, Belgium

<sup>40</sup>Department of Neurology, AZ Sint-Jan Brugge, Bruges, Belgium

<sup>41</sup>Brain Research Center, National Yang Ming Chiao Tung University, Taipei, Taiwan

<sup>42</sup>Department of Neurology, Chinese PLA General Hospital, Beijing, China

<sup>43</sup>Department of Brain and Behavioral Science, University of Pavia, Pavia, Italy

### Corresponding author:

Cristina Tassorelli, IRCCS Mondino Foundation, Headache Science Center, Via Mondino2, 27100 Pavia, Italy.

Email: cristina.tassorelli@unipv.it

**Table 1.** Drugs recommended for the acute treatment of migraine by regional and international guidelines, and their availability in the WHO Model List of Essential Medicines, 23rd List (2023) (1).

Non-steroidal anti-inflammatory drugs	On EML for migraine	On EML for other uses	Available formulation and dose on EML	Recommended formulations and dose
Acetylsalicylic acid	Yes	–	Tablet: 300 to 500 mg	Oral 500–1000 mg
Diclofenac	No	No	Tablet: 200 mg; 400 mg	Oral 50mg; 250 mg
Ibuprofen	Yes	–	Oral liquid: 100 mg/5 mL Tablet: 200 mg; 400 mg	Oral 400–600 mg
Ketoprofen	No	No		Oral 75–150 mg
Dexketoprofen	No	No		Oral 12.5 mg
Naproxen	No	No		Oral 250 mg; 550 mg (sodium)
Tolfenamic acid	No	No		Oral 200 mg
Celecoxib	No	No		Oral 400 mg
Paracetamol/ acetaminophen	Yes	–	Oral liquid: 120 mg/5 mL; 125 mg/5 mL; 250 mg/5 mL Suppository: 250 mg Tablet: 250 mg; 325 mg; 500 mg Dispersible tablet: 100 mg; 250 mg	Oral 1000 mg
Combination analgesics	No	No		
Triptans				
Almotriptan	No	No		Oral 12.5 mg
Eletriptan	No	No		Oral 40 mg
Frovatriptan	No	No		Oral 2.5 mg
Naratriptan	No	No		Oral 2.5 mg
Rizatriptan	No	No		Oral (tablet or dispersible tablet) 5 and 10 mg
Sumatriptan	Yes	–	Tablet: 50 mg	Oral 50 mg; 100 mg; Nasal spray 10 & 20 mg Subcutaneous injection 3–6 mg
Zolmitriptan	No	No		Oral (tablet or dispersible tablet) 2.5 mg Nasal spray 5 mg
Ergotamine and derivatives				
Ergotamine tartrate	No	No		Oral 1 mg, suppository 2 mg
Dihydroergotamine	No	No		Nasal spray 0.725 mg Intramuscular injection 0.5–1 mg Intravenous infusion 0.5–1 mg
Ditans				
Lasmiditan	No	No		Oral 50, 100 and 200 mg
Gepants				
Rimegepant	No	No		Oral (dispersible tablet) 75 mg
Ubrogepant	No	No		Oral 50; 100 mg
Zavegepant	No	No		Nasal Spray 10 mg
Antiemetics				
Metoclopramide	No	Yes	Injection: 5 mg/mL (hydrochloride) in 2 mL ampoule Oral liquid: 5 mg/5 mL Tablet: 10 mg (hydrochloride)	Oral 10 mg
Domperidone	No	No		Oral 10 mg
Prochlorperazine	No	No		Oral 10 mg
Chlorpromazine	No	No		Oral 50–100 mg
Promethazine	No	No		Oral 25 mg
Droperidol	No	No		Intramuscular injection 2.5 mg
Ondansetron	No	Yes	Oral liquid: 4 mg base/5 mL Solid oral dosage form: Eq 4 mg base; Eq 8 mg base; Eq 24 mg base	Oral 8 mg

developing guidelines or recommendations, and representation of different regions of the world. The group was gender balanced and professional backgrounds included neurology, methodological expertise, evidence synthesis and statistics. Each senior member worked in collaboration with two junior headache experts from a different geographic origin for the analysis of the literature and the explanation of the recommendations. A. Cipriani was specifically involved for his expertise in the methodology of evidence-based synthesis.

We used a consensus development panel approach, adapting the methodology described and used by the US National Institutes of Health and WHO (2). This method of consensus formulation was chosen as it allows the identification of questions, development of recommendations, and formulation of strategic plans. An initial set of clinical questions was elaborated in the spring of 2022 by the Steering Committee (HC-D, MA, CT) based on the main issues that healthcare professionals may encounter when treating a person suffering with migraine. This initial list was shared with the coordinators (SS and FP) and the entire working group (seniors and juniors) for interactive discussion and optimization. Following subsequent iterations, the final set of clinical questions was agreed in the fall of 2022.

A. Cipriani the search of the published literature to identify the National and International Guidelines and other guidance documents for migraine treatment to be used for elaborating the recommendations. The search terms for each clinical question are reported in Online Supplementary file 1. FP and SS assessed the search output and selected a total of 16 national/international guidelines and other guidance documents for elaborating the recommendations, based on: i) relevance of the paper; ii) publication date of less than 15 years prior; iii) availability in the English language. A further five guidelines (from German, Korean, Japanese, Taiwanese and Hungarian societies) were subsequently added following either an English translation being made available or internal suggestions coming directly from the working group. For reference please see Online Supplementary file 2. In the kick-off meeting held virtually on February 2023, each triad of experts, formed by a senior and two juniors, was given the task to elaborate a first draft of recommendations for 2–3 clinical questions. Once all the triads had elaborated the assigned recommendations, these were shared with the entire working group for discussion and refinement. Several runs of discussion via virtual meetings or e-mail exchanges led to the final version agreed by all the components in December 2023.

The final list of clinical questions and the corresponding recommendations are summarized in Table 2.

In the next sections we will illustrate in detail each clinical question, associated recommendations for the Optimal and Essential level, background for the question and evidence used for the elaboration.

## **Q1 – Should triptans be used when analgesics and non-steroidal anti-inflammatory drugs are ineffective?**

### **Recommendations**

#### *Optimal.*

In people with migraine not responding\* to analgesics or non-steroidal anti-inflammatory drugs taken at appropriate doses and early during the attack, we suggest switching to a triptan for the next attack.

#### *Essential.*

In people with migraine not responding\* to analgesics or non-steroidal anti-inflammatory drugs taken at appropriate doses and early during the attack, we suggest switching to any available triptan for the next attack.

*\*The individual is not pain-free two hours after the intake of the drug.*

**Comment:** In people with migraine with severe attacks, triptans efficacy may be superior to non-steroidal anti-inflammatory drugs and therefore triptans can be used as the first line treatment.

**Background.** Pain control is important for people with migraine to reduce the burden and disability of migraine attacks. Multiple drug classes and individual drugs are available for the acute treatment of migraine attacks. These include: simple analgesics (e.g., paracetamol or acetaminophen); non-steroidal anti-inflammatory drugs (NSAIDs) such as ibuprofen, acetylsalicylic acid, diclofenac or naproxen; and migraine-specific drugs such as triptans. Triptans are a class that includes seven different molecules (almotriptan, eletriptan, frovatriptan, naratriptan, rizatriptan, sumatriptan and zolmitriptan) and act as 5-HT<sub>1B</sub> and 5-HT<sub>1D</sub> receptor agonists. NSAIDs and paracetamol are less expensive and generally more widely available than triptans. Ergots are migraine-specific medications, but no longer represent an option due to side-effects, risk of overuse and availability of better options. They can only be used in exceptional cases when all available acute treatments are not effective or contraindicated

**Table 2.** Summary table illustrating the 17 clinical questions and the corresponding Optimal and Essential level recommendations.

Question Number	Optimal level	Essential level
1 – Should triptans be used when analgesics and non-steroidal anti-inflammatory drugs are ineffective?	In people with migraine not responding to analgesics or non-steroidal anti-inflammatory drugs taken at appropriate doses and early during the attack, we suggest switching to a triptan for the next attack.	In people with migraine not responding to analgesics or non-steroidal anti-inflammatory drugs taken at appropriate doses and early during the attack, we suggest switching to any available triptan for the next attack.
2 – If a triptan is only partially effective, should the dose be increased?	If a triptan taken early after migraine attack onset is only partially effective, we suggest increasing the dose to the maximum recommended dose for that triptan for the next attack. If the response is still inadequate, we suggest switching to a different route of administration (see Q3) or to a different triptan for the next attack. If three triptans have been tried at the appropriate dose without a satisfactory response, we suggest switching to a different class of acute drugs (see Q5 and Q6).	If only sumatriptan 50 mg oral tablets are available and they are only partially effective, we suggest increasing the dose to two tablets (100 mg) for the next attack. If other triptans are available, follow above recommendations for Optimal treatment.
3 – If people with migraine are not responding to the first triptan, should they switch to another triptan?	If people with migraine are not responding to the first triptan, used in adequate dosages, route of administration, and taken at the proper time in two out of three attacks, we suggest switching to another triptan. This strategy can be repeated for up to a maximum of three triptans, after which another drug class is suggested.	As in the recommendations for the optimal level if at least two triptans are available. If only one triptan is available, we suggest combining it with non-steroidal anti-inflammatory drugs or antiemetics.
4 – In people with migraine with nausea and/or vomiting, should antiemetics be combined with analgesics, non-steroidal anti-inflammatory drugs or triptans?	In people with migraine with nausea and/or vomiting that is not manageable with timely intake of an acute attack drug, we suggest adding an antiemetic to analgesics, NSAIDs or triptans, if not contraindicated. Where available, fixed combinations of analgesics, non-steroidal anti-inflammatory drugs or triptans may be considered.	In people with migraine with nausea and/or vomiting that is not manageable with timely intake of an acute attack drug, we suggest adding an antiemetic to analgesics, non-steroidal anti-inflammatory drugs or triptans, if not contraindicated.
5 – If triptans are only partially effective, should a combination of non-steroidal anti-inflammatory drugs and triptans be used?	In people with migraine who only respond partially to triptans as single agents, even after triptan treatment has been optimized (see Q2 and Q3), we suggest the combination of oral sumatriptan (50–100 mg) and oral naproxen sodium (550 mg) as first choice. Alternatively, a triptan can be combined with any fast release oral formulation of a non-steroidal anti-inflammatory drug.	Combine any available triptan with available non-steroidal anti-inflammatory drugs.
6 – Do gepants and lasmiditan have a role in treating migraine attacks?	Gepants and lasmiditan are an option for treating the acute attack in people with migraine for whom triptan monotherapy or combination therapy (see Q2, Q3 and Q5) are not effective, only partially effective or not tolerated, or in individuals with contraindications to triptans.	Not applicable.

(continued)

Table 2. Continued.

Question Number	Optimal level	Essential level
7 – Are ergot derivatives an option for treating migraine attacks?	The use of ergot derivatives for treating acute migraine attacks can be considered if all recommended acute treatments with better safety profiles have failed.	As described in the recommendations for the optimal level.
8 – What is the recommended timing of administration of acute treatment?	People with migraine without aura should take their treatment while the pain intensity is still mild, preferably as early as possible in the headache phase. Patients with migraine with aura should take their treatment as soon as the headache phase starts.	As described in the recommendations for the optimal level.
9 – Which treatment options are available for people with migraine who experience early vomiting during a migraine attack?	In people with migraine with early vomiting, we suggest non-oral formulations of acute medications, such as subcutaneous injections, intranasal sprays or suppositories, based on availability, subjective preference, and medical history. Orally disintegrating tablets may also be considered. Alternatively, we suggest a combination of simple analgesics, non-steroidal anti-inflammatory drugs or triptans with antiemetics.	As described in the recommendations for the optimal level for available treatments and formulations.
10 – How can headache relapse be treated following the initial successful treatment of a migraine attack?	In people with headache relapse after the initial successful treatment of a migraine attack, we suggest taking a second dose of the same medication within the recommended dose limit. If this approach is not effective, we suggest switching to another drug, possibly belonging to a different class. If early headache relapse occurs in most of the attacks, we suggest switching to a different treatment option. Combining a triptan with a non-steroidal anti-inflammatory drug may also be a viable option. It is important to wait at least two hours from the first dose before repeating a combination treatment.	In people with headache relapse after the initial successful treatment of a migraine attack, we suggest taking a second dose of the same medication within the recommended dose limit. If this approach is not effective, we suggest switching to another drug belonging to a different class or, if not available, to use a combination of a triptan with a non-steroidal anti-inflammatory. It is important to wait at least two hours from the first dose before repeating a combination treatment.
11 – How should migraine attacks that persist for more than 72 hours (status migrainosus) be treated?	Although there is a lack of reliable evidence, in individuals with attacks lasting more than 72 hours (status migrainosus), we suggest intramuscular or other forms of administration of non-steroidal anti-inflammatory drugs or subcutaneous sumatriptan, or oral/intranasal dihydroergotamine (in combination with antiemetics). In the emergency room setting, we suggest considering the following medications, preferably using intravenous formulations: non-steroidal anti-inflammatory drugs or acetylsalicylic acid, with or without an antidopaminergic agent (e.g. prochlorperazine, metoclopramide, and chlorpromazine). Steroids, peripheral nerve blocks, intravenous magnesium, sodium valproate or dihydroergotamine can be offered to people with	As described in the optimal level of recommendations, utilizing available treatments and formulations. Intravenous dexamethasone (on the WHO list of available medications) can be considered.

(continued)

**Table 2.** Continued.

Question Number	Optimal level	Essential level
12 - What is the maximum number of days that acute medications can be administered without increased risk of developing medication overuse headache?	<p>migraine not responding to the previous options. Opioids should be avoided at all times. We suggest limiting the use of analgesics, non-steroidal anti-inflammatory drugs or lasmiditan to 2–3 days per week and to less than 10 days per month. For combined analgesics and triptans we suggest limiting the intake to two days per week and to less than eight days per month.</p>	<p>We suggest limiting the intake of analgesics and non-steroidal anti-inflammatory drugs to 2–3 days per week and to a maximum of 10 days per month. For combined analgesics and triptans we suggest limiting the intake to two days per week and to less than eight days per month.</p>
13 - Which treatment options are preferable during pregnancy and breastfeeding?	<p>In pregnant women whose attacks cannot be adequately managed with non-pharmacologic approaches, paracetamol/acetaminophen and triptans can be used with caution across the three trimesters of pregnancy. Metoclopramide may be added if needed for nausea or vomiting, or in women with inadequate pain relief. During breastfeeding, paracetamol/acetaminophen is the preferred choice. Diclofenac, naproxen, triptans and gepants can be used with caution, such as withholding breastfeeding for 8–12 hours.</p>	<p>As described in the optimal level of recommendations, utilizing available treatments and formulations.</p>
14 - What drugs can be used in children and adolescents with a migraine attack?	<p>We suggest paracetamol/acetaminophen (15 mg/kg; maximum 60 mg/kg per day) or ibuprofen (10 mg/kg; maximum 30 mg/kg per day) to treat acute migraine attacks in children and adolescents. If those drugs are not effective, triptans can be used as second line therapy for adolescents. Among triptans, rizatriptan (5 mg for a body weight &lt;40 Kg, 10 mg for body weight &gt;40 Kg) or sumatriptan nasal spray 10 mg are preferable as these are the most studied triptans in adolescents. Metoclopramide might be added in cases with nausea or vomiting or in very disabling attacks.</p>	<p>As described in the recommendations for the optimal, utilizing available treatments and formulations.</p>
15 - What drugs are preferred in people over 65 years of age with a migraine attack?	<p>In people over 65 years of age with normal liver function, we suggest paracetamol/acetaminophen as first line therapy. Combinations of paracetamol with caffeine can also be used, but caution is advised to avoid risks related to excessive caffeine use, including medication overuse headache and caffeine withdrawal headache. As a second line option, we suggest acetylsalicylic acid and non-steroidal anti-inflammatory drugs with monitoring of potential adverse events related to gastrointestinal bleeding and renal and hepatic insufficiency.</p>	<p>In people over 65 years of age with normal liver function we suggest paracetamol/acetaminophen as first line therapy. Combinations of paracetamol with caffeine can also be used, but caution is advised to avoid risks related to excessive caffeine use, including medication overuse headache and caffeine withdrawal headache. As second line option, we suggest acetylsalicylic acid or non-steroidal anti-inflammatory drugs with monitoring of potential adverse events related to gastrointestinal bleeding and renal and hepatic insufficiency.</p>

(continued)

Table 2. Continued.

Question Number	Optimal level	Essential level
16 – What is the recommended approach to the acute treatment of migraine in people with a history of stroke, other vascular diseases or uncontrolled hypertension?	<p>In individuals without uncontrolled hypertension or serious cardiovascular or cerebrovascular disease, we suggest the use of triptans as a third line treatment option. Lasmiditan and gepants are alternative options for people with contraindications, or not responding, to triptans. When using lasmiditan, the individual should be advised about the potential central side effects and risk of falls due to dizziness.</p> <p>Adjunctive therapy with antiemetics can be helpful, with a preference for non-centrally acting options due to the increased risk for sedation and extrapyramidal side effects of centrally acting antiemetics.</p> <p>In people with an acute migraine attack who have a history of stroke, cardiovascular diseases or uncontrolled hypertension, we suggest paracetamol as first line treatment, with lasmiditan or gepants as second line options.</p> <p>Non-steroidal anti-inflammatory drugs can be used, but administration should be limited considering the concomitant use of antithrombotic therapy.</p> <p>Adjunctive therapy with antiemetics can be helpful.</p> <p>Triptans can be used with caution if the above conditions are under control in people with migraine who did not benefit from paracetamol, lasmiditan or gepants.</p> <p>Dihydroergotamine and ergotamine should be avoided at all times.</p>	<p>In people without uncontrolled hypertension or serious cardiovascular or cerebrovascular disease, we suggest the use of triptans as third line treatment option. If triptans alone are not effective, a combination of a triptan with a non-steroidal anti-inflammatory drug can be used.</p> <p>Adjunctive therapy with antiemetics can be helpful, but caution should be applied due to the increased risk for sedation and extrapyramidal side effects.</p> <p>In people with an acute migraine attack who have a history of stroke, cardiovascular diseases or uncontrolled hypertension, we suggest paracetamol as first line treatment, and non-steroidal anti-inflammatory drugs as a second line option.</p> <p>The administration of non-steroidal anti-inflammatory drugs should be however limited considering the concomitant use of antithrombotic therapy.</p> <p>Adjunctive therapy with antiemetics can be helpful.</p> <p>Available triptans can be used with caution if the above conditions are under control in people who did not benefit from paracetamol.</p> <p>Dihydroergotamine and ergotamine should be avoided at all times.</p>
17 - What are the possible treatment approaches to menstrual migraine?	<p>For women with menstrual migraine we suggest non-steroidal anti-inflammatory drugs or triptans as first-line drugs. The combination of triptans with non-steroidal anti-inflammatory drugs, or triptans with anti-inflammatory drugs with antiemetics, as well as of non-steroidal anti-inflammatory drugs with antiemetics can be used in case of failure of individual drugs.</p> <p>Lasmiditan and gepants may represent an additional option to consider.</p> <p>If these options are not successful we suggest short-term prevention with naproxen or frovatriptan in women with regular cycles.</p> <p>When all of the above are ineffective, hormonal treatment with a continuous regimen of combined hormonal contraceptives or progesterone-only contraceptives can be considered in migraine without aura, as well as a lower threshold of monthly headache days to start regular preventive treatment.</p>	<p>For women with menstrual migraine we suggest non-steroidal anti-inflammatory drugs or triptans as first-line drugs. The combination of triptans with non-steroidal anti-inflammatory drugs, or triptans with antiemetics, as well as of non-steroidal anti-inflammatory drugs with antiemetics can be used in case of failure of individual drugs.</p> <p>In case of failure of the above, in women with regular cycles, we suggest short-term prevention with naproxen or, if available, frovatriptan.</p> <p>When all of the above are ineffective, hormonal treatment with a continuous regimen of combined hormonal contraceptives or progesterone-only contraceptives (if available) can be considered in migraine without aura, as well as a lower threshold to start regular preventive treatment.</p>



and ergots themselves are not contraindicated (see Q7 below).

People with migraine who do not respond to non-specific treatments for migraine such as NSAIDs should be assessed for specific treatments such as triptans. The efficacy of triptans for the treatment of migraine attacks has been shown in multiple randomized controlled trials (RCTs), systematic reviews and meta-analyses (3). Triptans are not effective to treat migraine aura (4,5) and have the potential to induce medication-overuse headache (MOH). The risk for MOH increases with the daily frequency of triptan use. In these recommendations we set the limit of triptan use to two days per week based on data indicating that use of triptans 10 days per month is considered overuse (6–8).

Acute treatment strategies include step or stratified care. Step care escalates treatment across or within

attacks according to the treatment response, safety and costs. In stratified care, treatment selection is based on the assessment of disorder severity. Stratified care may lead to more effective acute treatment and is more cost-effective due to a decrease in physician office visits, emergency department visits and medical procedures (9,10).

### Evidence on the comparative efficacy of triptans versus NSAIDs

For evidence on the comparative efficacy of triptans versus NSAIDs see Table 3.

#### Eletriptan

In one observational study, poor responders to the combination of paracetamol/acetysalicylic acid/

**Table 3.** Summary of studies investigating triptans versus analgesics and/or non-steroidal anti-inflammatory drugs for the treatment of migraine attacks with outcome of pain freedom at two hours, by triptan.

Triptan	Treatment	Study Design	Outcome	Result	Author, year
Eletriptan	Eletriptan 40 mg in participants non-responsive to Paracetamol/ Acetylsalicylic acid/ Caffeine	Observational study	2-hour pain freedom	41%	Diamond et al. (11) 2004
Rizatriptan	Rizatriptan 10 mg vs Ibuprofen 400 mg vs Placebo	RCT	2-hour pain freedom	38 % vs 31% vs 2%	Misra et al. (12) 2007
Sumatriptan	Sumatriptan 100 mg vs Lysine Acetylsalicylate 1620 mg / Metoclopramide 10 mg vs Placebo	RCT	2-hour pain freedom	33% vs 24% vs 11%	Tfelt-Hansen et al. (13) 1995
	Sumatriptan 100 mg vs Aspirin 900 mg plus Metoclopramide 10 mg	RCT	Grade 1 (mild headache) or 0 (no headache) at 2 hours	56% vs 45% (attack 1) and 58% vs 36% (attack 2)	The Oral Sumatriptan and Aspirin plus Metoclopramide Comparative Study Group (14) 1992
	Sumatriptan 50 mg vs Acetylsalicylic acid 1000 mg effervescent vs Placebo	RCT	2-hour pain freedom	24% vs 25% vs 15%	Diener et al. (15) 2004
	Sumatriptan 50 mg vs Acetylsalicylic acid 1000 mg effervescent vs Ibuprofen 400 mg vs Placebo	RCT	2-hour pain freedom	37% vs 27% vs 33% vs 13%	Diener et al. (16) 2004
	Sumatriptan 50 mg/ Naproxen Sodium 500 mg vs Sumatriptan 50 mg vs Naproxen Sodium 500 mg vs Placebo	RCT	2-hour pain freedom	34% vs 20% vs 18% vs 6%	Smith et al. (17) 2005
	Sumatriptan 85 mg/ Naproxen Sodium 500 mg vs Sumatriptan 85 mg vs Naproxen Sodium 500 mg vs placebo	RCT	2-hour pain relief	34% vs 25% vs 15% vs 9% (study 1) and 30% vs 23% vs 16% vs 10% (study 2)	Brandes et al. (18) 2007

RCT: randomized controlled trial.

caffeine responded well to eletriptan 40 mg. Forty-one percent of participants were pain-free at two hours with eletriptan (11).

### *Rizatriptan*

In one RCT two-hour headache freedom was achieved by rizatriptan 10 mg in 20 (38%), ibuprofen in 16 (31%) and placebo in one (2%) participants (no statistical tests performed) (12).

### *Sumatriptan*

In a trial comparing oral sumatriptan 100 mg, a combination of 1620 mg lysine acetylsalicylate (equivalent to 900 mg of aspirin) and 10 mg metoclopramide and placebo, the treatment strategies were equally effective in leading to resolution of migraine attacks within two hours, and were significantly more effective than placebo. No significant difference was observed between active treatments (13).

Another trial with sumatriptan 100 mg versus aspirin 900 mg plus metoclopramide 10 mg found a higher percentage of sumatriptan users were pain-free at two hours after treatment compared to the aspirin-metoclopramide combination (14).

Acetylsalicylic acid 1000 mg effervescent was tested against sumatriptan 50 mg and placebo. The efficacy of both drugs was comparable: 25% of people with migraine on acetylsalicylic acid and 24% of participants on sumatriptan 50 mg became pain-free (non-significant) (15).

In a placebo-controlled trial comparing acetylsalicylic acid 1000 mg effervescent, sumatriptan 50 mg and ibuprofen 400 mg, 27% of participants on acetylsalicylic acid 1000 mg effervescent, 33% of participants on ibuprofen 400 mg and 37% of participants on sumatriptan 50 mg became pain-free at two hours versus 13% for placebo (non-significant between active treatments, significant versus placebo) (16).

In a study comparing naproxen 500 mg with sumatriptan 50 mg, 45 of 248 participants (18%) using naproxen 500 mg were pain-free at two hours compared to 45 of 226 participants (20%) with sumatriptan 50 mg (17). Another study found that a numerically higher proportion of participants using sumatriptan 85 mg become pain-free at two hours compared to naproxen sodium 500 mg (study 1: 90 out of 361 participants (25%) on sumatriptan 50 mg vs 53 of 356 participants (15%) on naproxen; study 2: 82 of 362 participants (23%) on sumatriptan vs 57 of 364 participants (16%) on naproxen) (18).

### *Zolmitriptan*

In a double-blind RCT comparing the efficacy of ketoprofen 75 mg or 150 mg with placebo or zolmitriptan 2.5 mg, freedom from headache at two hours was more frequent with the three active treatments than with placebo, with a significant difference between zolmitriptan and ketoprofen 75 mg, but not between zolmitriptan and ketoprofen 150 mg (19).

In a randomized controlled trial comparing zolmitriptan 2.5 mg versus acetylsalicylic acid plus metoclopramide, 11% of participants in the zolmitriptan group became pain-free after two hours versus 5% of participants in the acetylsalicylic acid plus metoclopramide group (odds ratio 2.19, p-value <0.01) (20).

### *Other NSAIDs*

We found no comparative data on the efficacy of diclofenac at two hours versus any triptan (21).

Based on the evidence, eletriptan, rizatriptan, sumatriptan and zolmitriptan are at least equally or more effective than simple analgesics and NSAIDs. There is no evidence that people with migraine who do not respond to simple analgesics or NSAIDs have a low probability of responding to triptans. Therefore, if triptans are available and no contraindications exist, triptans should be recommended for people with migraine not responding to simple analgesics or NSAIDs.

The relevant statements on triptan use when analgesics and NSAIDs drugs are ineffective in the guidelines reviewed and the guidance documents assessed are illustrated in Online Supplementary Table 1S.

## **Q2 – If a triptan is only partially effective, should the dose be increased?**

### *Recommendations*

#### *Optimal.*

If a triptan taken early after migraine attack onset is only partially effective\*, we suggest increasing the dose to the maximum recommended dose for that triptan for the next attack. If the response is still inadequate, we suggest switching to a different route of administration (see Q3) or to a different triptan for the next attack. If three triptans have been tried at the appropriate dose without a satisfactory response, we suggest switching to a different class of acute drugs (see Q5 and Q6).

**Table 4.** Reviews, systematic reviews, and meta-analyses reporting data on different doses of triptans.

Triptan	Study (Author, Year)	Dose	N. of subjects	Main efficacy outcome	% (active)	% (placebo)	Main safety outcome	% (active)	% (placebo)
Sumatriptan, oral	Winner et al. 2005 (31)	50 mg	771 (active), 767 (placebo)	2-hour pain-freedom <sup>o</sup>	49	24	Drug-related AEs	12	3
		100 mg	759 (active), 767 (placebo)	2-hour pain-freedom	58	24	Drug-related AEs	15	3
	Rapoport et al. 2003 (36)	25 mg	NR	2-hour therapeutic gain vs placebo	24	–	NR	–	–
Derry et al. 2012 (29)	50 mg	NR	NR	2-hour therapeutic gain vs placebo	33	–	NR	–	–
		25 mg	1580	2-hour pain relief	56	32	Any AE within 24 hours	39	37
	50 mg	8102	2-hour pain relief	57	32	Any AE within 24 hours	16–32**	7–24**	
Adelman et al. 2003 (37)	50 mg	602 (active), 274 (placebo)	2-hour pain freedom	25	6	NR	–	–	
		100 mg	1837 (active), 895 (placebo)	2-hour pain freedom	30	8	NR	–	–
	10 mg	1755	2-hour pain relief	50	32	AEs*	47	23	
Zolmitriptan, oral	Bird, 2014 (34)	2.5 mg	4567	2-hour pain relief	61	29	Any AE***	32	17
		5 mg	7456	2-hour pain relief	63	32	Any AE***	41	19
	Charlesworth & Dowson, 2002 (38)	2.5 mg	NR	2-hour pain relief	43–65****	26–42****	NR	–	–
Rapoport et al. 2003 (36)	5 mg	NR	NR	2-hour pain relief	61–72****	26–42****	NR	–	–
	2.5 mg	NR	NR	2-hour therapeutic gain vs placebo	34	–	NR	–	–
Adelman et al. 2003 (37)	5 mg	NR	NR	2-hour therapeutic gain vs placebo	37	–	NR	–	–
		2.5 mg	727 (active), 359 (placebo)	2-hour pain freedom	29	9	NR	–	–
	5 mg	936 (active), 284 (placebo)	2-hour pain freedom	32	6	NR	–	–	

<sup>o</sup> value based on early intervention.  
<sup>1</sup> defined as difference in headache response at two-hours post-administration between placebo and drug treated subjects.  
<sup>\*</sup> retrieved as a sum of individually reported adverse events.  
<sup>\*\*</sup> the first proportion refers to the drug taken when the pain is mild; the second refers to the drug taken when the pain is moderate-to-severe.  
<sup>\*\*\*</sup> includes any oral formulation, both oral tablet and dissolving tablet.  
<sup>\*\*\*\*</sup> calculated upon the subgroups of headache associated with menses, treatment delayed >4h, migraine with aura, and migraine upon awakening.  
 AE: adverse events; NR: not reported.

**Essential.**

If only sumatriptan 50 mg oral tablets (in the WHO EML) are available and they are only partially effective, we suggest increasing the dose to two tablets (100 mg) for the next attack.

If other triptans are available, follow above recommendations for Optimal level.

*\*Partial efficacy: the subject has not achieved pain relief two hours after the intake of the drug.*

Comment: Two different triptans should not be taken in the same 24-h period. Similarly, a triptan and ergot should not be administered within 24 hours.

**Background.** Some triptans have been investigated and approved with multiple doses. A dose-response effect could justify the use of a higher triptan dose if the lower doses fail to show a response. However, adverse events (AE) could also present in a dose-dependent manner. Response to triptans can be complete, partial, or absent according to different definitions. Therefore, the advantages of triptan dose escalation when lower doses fail to provide an effect are a matter of debate.

**Evidence.** For the present recommendation, we only considered papers reporting a comparison among different doses of triptans currently authorised for use in clinical practice (Table 4). For each included paper, we considered a main efficacy outcome and a main safety outcome; main outcomes were selected as those with the highest number of included participants.

Triptans are currently commercialised in the following dosages (27):

- Almotriptan: oral, 12.5 mg
- Eletriptan: oral, 20 mg or 40 mg
- Frovatriptan: oral, 2.5 mg
- Naratriptan: oral, 1 mg or 2.5 mg
- Rizatriptan: orally dissolving tablet, 5 mg or 10 mg
- Sumatriptan: oral, 25 mg, 50 mg, or 100 mg; subcutaneous, 6 mg; intranasal, 10 mg or 20 mg
- Zolmitriptan: orally dissolving tablet, 2.5 mg or 5 mg; intranasal, 5 mg

The availability of each specific triptan and of their formulations varies between countries.

Literature shows that the additional benefit of higher doses of triptans compared with lower doses within two hours from drug intake was 11% or less (Table 4). A dose-response effect could be hypothesized; however, the increased dose response was not

significant. The therapeutic advantage of higher vs lower doses was modest or absent. The potentially higher efficacy of higher doses over lower doses of triptans is paralleled by an increase in AEs (28).

Overall, data suggests that lower doses of triptans should be preferred over higher doses, if effective. Tolerability issues should also be considered when recommending higher doses of triptans. If an individual does not experience sufficient relief with multiple doses of a triptan, other treatment options may be considered. For most people with migraine, switching acute treatment is more feasible than increasing the dose of a triptan. Therefore, increasing the dose of triptans may be a viable option for people who do not respond to an initial dose, but it is important to consider the potential risks and benefits of this approach, as well as other treatment options such as combination therapy (28).

## Clinical practice considerations

Given the modest advantage demonstrated by increasing the dose of a triptan to obtain clinical benefit, clinical issues should be considered before considering a dose increase.

### *The importance of an adequate trial of triptans*

Before assessing the efficacy of a triptan, its mode of consumption should be optimized. Triptans should be taken as early as possible after the onset of migraine to maximize efficacy (29). Additionally, the efficacy of triptans should be assessed over more than one migraine attack. The statement of the Consensus Panel of the European Headache Federation suggested that a triptan should be declared effective if able to treat at least three out of four consecutive migraine attacks (30). Vice versa, the ineffectiveness of a triptan in treating a single attack is not sufficient to consider it a failure.

### *Definition of partial response*

Response to triptans can vary across different attacks. Response to triptans – as well as that to any drug for the acute treatment of migraine – can be defined according to different outcomes. Headache relief, cessation of associated symptoms, ability to prevent headache relapse and avoidance of rescue medication, tolerability, and patient satisfaction should all be considered. The Consensus Panel of the European Headache Federation considered headache relief, relief of associated symptoms, and absence of AEs within two hours from intake to define the response to triptans (30). According to this document, if

headache relief is not complete, or headache recurs once relieved, or a rescue medication is needed despite the use of a triptan, the response is considered partial. In a partial triptan responder, the dose of the triptan can be increased, provided that the subject is not experiencing side effects. Viceversa, if there is no response at all at the tested dose, a dose increase is less reasonable, given that the expected benefit is likely modest.

#### *Differences among triptans in dose-response effect*

The type of triptan to which people with migraine respond might be relevant when considering a dose increase. Pooled analyses of RCTs showed that the 100 mg dose of oral sumatriptan was more effective than the 50 mg dose, even considering the increase in adverse events (29,31). Intranasal sumatriptan 20 mg was also more effective than the 10 mg dose (32). A dose-response effect has been attributed to eletriptan (33), while oral zolmitriptan 5 mg had similar efficacy compared with the 2.5 mg dose (34).

#### *Different response to triptans across migraine attacks*

A further element to consider when assessing the response to triptans is the possible difference among migraine attacks based on trigger factors, circadian rhythm, seasonality, or physiological states. An example of decreased response to triptans is menstrual migraine, in which attacks are longer and more debilitating compared with non-menstrual migraine (35). Migraine with onset during sleep is also associated with a reduced response to triptans, as it prevents early administration. Close monitoring of headache intensity, timing, and trigger factors through a headache diary could help in identifying different clinical situations where the adoption of different doses of the same triptan may be useful.

In summary, evidence indicates that increasing the dose of a triptan may be considered if the initial treatment is only partially effective. However, it is important to note that the use of these medications should be tailored to individual needs and medical history and should be done under the guidance of a healthcare professional. Therefore, the decision to consider a dose increase should be carefully assessed based on the pattern of migraine and its previous acute management. The expected gain of benefit from increasing the dose of a triptan is modest and more side effects can occur.

The relevant statements on triptan dose escalation in the guidelines reviewed and the guidance documents

assessed are illustrated in Online Supplementary Table 2S.

### **Q3 – If people with migraine are not responding to the first triptan, should they switch to another triptan?**

#### *Recommendations*

##### *Optimal.*

If people with migraine are not responding\* to the first triptan, used in adequate dosages, following the correct route of administration, and taken at the proper time\*\* in two out of three attacks, we suggest switching to another triptan. This strategy can be repeated for up to a maximum of three triptans, after which another drug class is suggested.

##### *Essential.*

As described in the recommendations for the Optimal level if at least two triptans are available.

If only one triptan is available, we suggest combining it with non-steroidal anti-inflammatory drugs or antiemetics.

\**Not responding: the individual has not achieved pain freedom two hours after the intake of the drug.*

\*\**Proper time: triptans are more effective when taken early during the attack. Patients should be educated to take them as early as the headache begins.*

**Background.** Triptans are considered the first line therapy for the treatment of moderate to severe migraine attacks. An effectively treated attack can be defined by pain freedom being achieved within two hours and lasting for 24–48 hours (30,41). This should include the relief of migraine related non-pain symptoms and absence of AEs (3). Relapse is defined as the occurrence of migraine within 48 hours of obtaining pain freedom with an acute treatment (see Q10) (41). A meta-analysis demonstrated that triptans achieved headache relief in 42% to 76% of individuals within two hours, sustaining headache relief in 29% to 50% of subjects at 24 hours. Pain freedom at 24 hours was obtained in 18% to 33% of people with migraine (42).

One of the factors affecting the response to triptans is the timing of drug administration during the attack (see Q8). Triptans are not effective in relieving migraine

if administered too early during the aura phase of migraine, as these drugs do not work on cortical spreading depolarization (43) and are less effective when taken too late, after central sensitization is fully developed (44). Route of administration also has an important effect on efficacy. Besides vomiting, delayed absorption in the gastroenteric system occurring during attacks may lead to slower or reduced absorption of oral triptans (3,45). Timing of attacks is also an issue. Many people with migraine awake with a full-blown attack. These people will likely benefit more from subcutaneous triptan (sumatriptan 3 mg or 6 mg) instead of the oral route.

**Evidence.** Head-to-head studies did not show clear superiority of one triptan over another with regards to pain relief (46). Four systematic reviews, however, including 111 individual studies, reported that sumatriptan, zolmitriptan and almotriptan showed similar efficacy, while eletriptan and rizatriptan were superior based on pain freedom at two hours, and eletriptan led to a lower recurrence rate (47). The findings of a meta-analysis of 133 RCTs suggested that the majority of triptans (except frovatriptan and naratriptan) provide similar efficacy in the acute management of migraine attacks. The results also suggested better pain relief with eletriptan and rizatriptan (42). Although all triptans have a similar molecular structure, differences in pharmacokinetic and pharmacodynamic profiles of these drugs are the underlying causes of their slightly variable efficacy and side effects, and the variability in individual responses (48). Naratriptan and frovatriptan have the longest duration of action due to their long half-lives (26). Almotriptan, naratriptan and frovatriptan caused fewer AEs in comparison to sumatriptan and other triptans (3,49).

Considering these individual differences between triptans, guidelines or guidance documents recommend offering a different triptan to a subject who does not benefit from one triptan (Online Supplementary Table 3S). Lack of efficacy in two attacks with a particular triptan is considered a failure in the British Guidelines (46), whereas other guidelines set this limit at three attacks (25,50). The Consensus Panel of the European Headache Federation recently provided a definition for triptan-responders that suggested considering a triptan effective if well-being is restored in at least three out of four migraine attacks. Failure of triptans is set as not meeting the condition of triptan-responder (30), with further specification of triptan resistance (failure of at least two triptans) and triptan refractoriness (failure of at least three triptans, including the subcutaneous formulation). In general, guidelines underline the importance of timing of drug intake as well as the route of administration.

#### **Q4 – In people with migraine with nausea and/or vomiting, should antiemetics be combined with analgesics, non-steroidal anti-inflammatory drugs or triptans?**

##### *Recommendations*

###### *Optimal.*

In people with migraine with nausea and/or vomiting that is not manageable with timely intake of an acute attack drug, we suggest adding an antiemetic to analgesics, NSAIDs or triptans, if not contraindicated.

Where available, fixed combinations of analgesics, non-steroidal anti-inflammatory drugs or triptans may be considered.

###### *Essential.*

In people with migraine with nausea and/or vomiting that is not manageable with timely intake of an acute attack drug, we suggest adding an antiemetic to analgesics, non-steroidal anti-inflammatory drugs or triptans, if not contraindicated.

**Comment:** Gastroprotection may be required in cases with multiple doses of NSAIDs.

**Background.** Nausea is one of the most common symptoms associated with a migraine attack. The addition of an antiemetic can improve the efficacy of migraine rescue treatment and alleviate nausea or vomiting related to a migraine attack.

###### *Evidence.*

Combining analgesics, NSAIDs, or triptans with antiemetics may be considered to improve the efficacy of migraine treatment, especially in individuals with nausea and vomiting. This approach is supported by several guidelines/guidance documents, although the available literature is limited (Online Supplemental Table 4S). According to the American Headache Society, antiemetics are recommended as first-line adjunctive therapy for individuals with moderate to severe nausea or vomiting associated with migraine, emphasizing the importance of using antiemetics in conjunction with acute migraine treatments (53).

One study compared the effectiveness and tolerability of a fixed combination of domperidone and paracetamol with sumatriptan in treating moderate to severe migraine attacks. The results showed that both treatments had comparable efficacy in relieving headache and reducing nausea and vomiting and were well-tolerated with no serious AEs (54). Domperidone and paracetamol may be a more cost-effective first-line

treatment option for people with migraine seen in routine general practice compared to sumatriptan and other triptans. Other studies compared acetylsalicylic acid (ASA) alone versus ASA plus metoclopramide, suggesting a more marked effect of ASA when administered with the antiemetic (55).

Another study compared the efficacy of sumatriptan alone versus sumatriptan combined with the antiemetic metoclopramide and found that the combination therapy was significantly more effective in achieving pain relief and reducing nausea and vomiting (56). Further studies are needed to determine whether initiating therapy when pain is mild or using a higher dose of sumatriptan would provide additional benefits.

Combining analgesics, NSAIDs, or triptans with antiemetics may be a viable option to improve the efficacy of migraine treatment in individuals with nausea and vomiting. The use of antiemetics should be tailored to individual needs and medical history and should be conducted under the guidance of a healthcare professional. Evidence supporting the use of antiemetic drugs in combination with analgesics, NSAIDs, or triptans is illustrated in Table 5. Antiemetic drugs that can be combined with analgesics are reported in Table 6.

Online Supplementary Table 4S summarizes the statements of the guidelines reviewed and the guidance documents assessed on the combination of an anti-emetic with analgesics, NSAIDs, or triptans.

### **Q5 – If triptans are only partially effective, should a combination of non-steroidal anti-inflammatory drugs and triptans be used?**

#### *Recommendations*

##### *Optimal.*

In people with migraine who only respond partially\* to triptans as single agents, even after triptan treatment has been optimized (see Q2 and Q3), we suggest the combination of oral sumatriptan (50–100 mg) and oral naproxen sodium (550 mg) as first choice.

Alternatively, a triptan can be combined with any fast release oral formulation of a non-steroidal anti-inflammatory drug.

##### *Essential.*

Combine any available triptan with available non-steroidal anti-inflammatory drugs.

*\*Partial efficacy: the individual has not achieved pain relief two hours after the intake of the drug.*

Comment: Gastroprotection may be required in case of multiple dosing of NSAIDs.

**Background.** Between 20% and 40% of people with migraine who treat an acute migraine attack with a triptan do not achieve the treatment goal of pain freedom after two hours. In these people, a combination of NSAIDs and triptans could represent a valid alternative to improve efficacy of acute treatment.

**Evidence.** The fixed combination of sumatriptan and naproxen sodium was investigated in 11 randomized trials in adults (sumatriptan 85 mg, naproxen 500 mg). Importantly, these studies were not restricted to people with migraine who did not benefit from either sumatriptan or naproxen alone. The combination was superior to placebo, sumatriptan or naproxen sodium monotherapy for the endpoint of pain freedom after two hours. Several RCTs have also investigated the non-fixed combination, including two trials in adolescents (sumatriptan 85 mg, naproxen 500 mg) (70–73). Available guidelines and guidance documents on this topic are summarized in Online Supplementary Table 5S.

In the absence of controlled trials investigating the combination of other triptans and NSAIDs, we recommend the combination of sumatriptan and naproxen sodium as first choice. Combinations of other triptans with other NSAIDs are also reasonable despite not having been specifically investigated.

### **Q6 – Do gepants and lasmiditan have a role in treating migraine attacks?**

#### *Recommendations*

##### *Optimal.*

Gepants and lasmiditan are an option for treating the acute attack in people with migraine for whom triptan monotherapy or combination therapy (see Q2, Q3 and Q5) are not effective, only partially effective or not tolerated, or in subjects with contraindications to triptans.

##### *Essential.*

Not applicable.

**Background.** In recent years, the armamentarium for acute migraine management has increased significantly, with a new generations of oral small molecule calcitonin gene-related peptide antagonists (gepants) (74), and lasmiditan, a potent and selective agonist of the 5-HT<sub>1F</sub> receptor. These drugs have been developed and

**Table 5.** Summary of evidence on the combination of an anti-emetic with analgesic, non-steroidal anti-inflammatory drugs, or triptan in available literature.

Study (Author, Year)	Type of study	Analgesic type/dose	Anti-emetic type/dose	Outcome	Results (active vs placebo)
VanderPluym et al., 2021 (57)	SR (results based on 2 RCTs)	N/A	Chlorpromazine i.v., i.m.	2-hour and 1-day pain relief 2-hour and 1-day pain freedom	Chlorpromazine and analgesics was significantly more effective than placebo
	SR (results based on 2 RCTs)	N/A	Prochlorperazine oral, rectal	2-hour pain relief 2-hour pain freedom	Prochlorperazine was significantly more effective than placebo, although it has an increased risk for AE
	SR (results based on 1 RCT)	N/A	Droperidol i.m.	2-hour pain relief 2-hour pain freedom	Droperidol was significantly more effective than placebo, although it has an increased risk for AE
	SR (results based on 3 RCTs)	N/A	Metoclopramide i.v.	2-hour pain relief	Metoclopramide was significantly more effective than placebo.
	SR (results based on 1 RCT)	N/A	Haloperidol i.v.	2-hour pain relief	Haloperidol was significantly more effective than placebo, although increased risk for AE
Kirthi et al., 2013 (55)	SR (subgroup analysis based on 2 studies)	ASA 900 mg	Metoclopramide 10 mg	2-hour pain freedom	No significant difference between ASA alone versus ASA with metoclopramide.
	SR (results based on 3 studies)	ASA 900 mg	Metoclopramide 10 mg	2-hour pain relief	ASA with metoclopramide was significantly more effective than ASA alone.
	SR (subgroup analysis based on 1 study)	ASA 900 mg	Metoclopramide 10 mg	Sustained 24-hour pain relief	No significant difference between ASA alone versus ASA with metoclopramide
	SR (subgroup analysis based on 2 studies)	ASA 900 mg	Metoclopramide 10 mg	2-hour nausea relief 2-hour vomit relief >2-hour vomit decrease	ASA with metoclopramide was significantly more effective than ASA alone
Asadollahi et al., 2014 (58)	RCT	Sumatriptan	Promethazine	2-hour pain freedom 2-hour pain improvement 4-hr pain freedom Headache recurrence	Sumatriptan with promethazine was significantly more effective than sumatriptan alone for all endpoints
Schulman & Dermott, 2003 (56)	RCT	Sumatriptan 50 mg	Metoclopramide 10 mg	'Meaningful relief' 'Headache response' Associated symptoms	Sumatriptan with metoclopramide was significantly more effective than sumatriptan with placebo for 'relief' and 'response' end points (no difference in associated symptoms)
Dowson et al., 2000 (54)	RCT, cross-over	Sumatriptan 50 mg	Domperidone + Paracetamol	Efficacy at 2 hours and 4 hours	No significant difference between sumatriptan alone versus domperidone with paracetamol; no serious adverse effects
Mogollon 2012 (59)	RCT	N/A	Olanzapine 5–10 mg/day	Reduction in pain	Olanzapine was significantly more effective than placebo

AE: adverse event; ASA: acetylsalicylic acid; i.m.: intramuscular; i.v.: intravenous; SR: systematic review; RCT: randomized controlled trial; N/A: not available.



**Table 6.** Antiemetic medications for migraine that can be used in addition to analgesics. Adapted from Marmura et al. (65)

Antiemetic	Medication Class	Dosing	Notes
Metoclopramide	Dopamine antagonist	5–10 mg p.o., i.v., i.m.	Level B evidence (64) The anti-emetic with the greatest evidence for efficacy in migraine is oral metoclopramide (10 mg) (65)
Domperidone	Dopamine antagonist	10 mg	The guidelines of the British Association for the Study of Headache recommend limited use of a certain medication due to its cardiac side effects. According to a review (66) combining metoclopramide or domperidone with aspirin, tolfenamic acid, or paracetamol did not consistently increase the antimigraine effect compared to the analgesics alone. RCT evidence shows that domperidone can prevent some migraine attacks when taken during the premonitory period (67)
Prochlorperazine	Phenothiazine	5–10 mg p.o, i.v.	Level B evidence (64) May have higher risk for extrapyramidal side effects.
Promethazine	Phenothiazine	25 mg p.o., p.r.n.	Level B evidence (64) “Possibly effective” (68)
Chlorpromazine	Phenothiazine	50–100 mg p.o, p.r.n. 10–25 mg i.v.	
Haloperidol	First generation antipsychotic	5 mg i.m., i.v.	“Likely effective” (68) The side effects of haloperidol may outweigh any benefit it may have based on the current literature (60)
Droperidol	First generation antipsychotic	2.5 mg i.m., i.v.	According to Level B evidence (65), i.v. droperidol is less effective than metoclopramide. However, it has the advantage of not crossing the blood-brain barrier, and thus does not cause extrapyramidal side effects (64). The Canadian Guidelines state that the risk of akathisia with droperidol is significant, which outweighs any potential benefit it may have in the acute treatment of migraine IV droperidol is still considered an effective option for the treatment of acute migraine (69). However, it is recommended to select appropriate individuals perform EKG monitoring for subjects at risk of QTc prolongation, and institute treatment if necessary due to the risk of adverse events
Olanzapine	Second generation (atypical) antipsychotic	5–10 mg p.o, sublingual	According to Mogollon (59), it may be helpful to use this medication as an add-on treatment in migraine status or acute treatment Atypical antipsychotics are less likely to cause extrapyramidal symptoms compared to typical antipsychotics

i.m.: intramuscular; i.v.: intravenous; p.o.: by mouth; p.r.n.: as needed; RCT: randomized controlled trials.

designed specifically for migraine and do not present the vasoconstriction issues that reduce the bandwidth of triptan use (75).

**Evidence.** Lasmiditan has been tested in three doses (50, 100 and 200 mg) for the acute treatment of migraine in three large phase-3 RCTs: SAMURAI (76), SPARTAN (77) and CENTURION (78), as well as in the open label continuations of these same studies (79–81). Overall, lasmiditan has shown superiority to placebo in primary efficacy outcomes, including two-hour pain freedom and freedom from the most

bothersome migraine-associated symptom at two hours, as well as secondary endpoints such as freedom from photo-phonophobia and sustained pain freedom at 24 hours. Side effects associated with its activity on the central nervous system may limit tolerability (82), causing nausea, dizziness and fatigue (75). In some countries, individuals are not allowed to drive or use machinery for several hours after lasmiditan intake.

Ubrogepant was studied at the doses of 25, 50 and 100 mg in two RCTs (83,84). Only the 50 and 100 mg formulations been approved commercially. Both RCTs showed higher efficacy than placebo, with the most

common AEs being nausea, somnolence, and dry mouth. A one-year open label extension study also showed good safety and tolerability profiles for long-term use of the 50 mg and 100 mg doses (85).

Rimegepant is available as a 75 mg orally disintegrating tablet and was tested in two RCTs (86,87), where it has demonstrated efficacy and tolerability. The drug has also induced a reduction in monthly migraine days in an open label extension trial (88), with nausea being the most commonly reported AE.

Zavegepant 10 mg is the only gepant available in an intranasal formulation, and was recently approved for use by the FDA following one large RCT (89). This study showed efficacy in the main outcome measures of pain freedom and freedom from the most bothersome symptom at two hours, with side effects mostly characterized by dysgeusia, nausea and nasal discomfort.

Importantly, gepants have not been shown to cause medication overuse and seem to be useful if taken during the prodrome, the phase of migraine occurring prior to the onset of pain (see Q8).

Given the recent availability of these compounds, only a few guidelines guidance documents discuss their use in the acute treatment of migraine attacks. These are summarized in Online Supplementary Table 6S.

## Q7 – Are ergot derivatives an option for treating migraine attacks?

### Recommendations

#### Optimal.

The use of ergot derivatives for treating acute migraine attacks can be considered if all recommended acute treatments with better safety profiles have failed.

#### Essential.

As described in the recommendations for the Optimal level.

**Comment:** The individual should be advised about the potentially serious side effects, the possibility of headache relapse and the risk of developing medication overuse headache. The use of ergots should be limited to no more than one day per week.

**Background.** Ergot derivatives are primarily used for the acute treatment of migraine and their efficacy has been demonstrated in several studies (57,90,91). Ergotamine tartrate is available as an oral compound and, in some countries, in a rectal formulation, while

dihydroergotamine (DHE) can be given via an intranasal, sublingual, intravenous or intramuscular route (92). Drawbacks of ergot derivatives are their low oral bioavailability, the risk of inducing medication overuse headache and the possibility of causing serious drug interactions (7,93). Frequent side effects include nausea and vomiting. Less frequent and more severe AEs with frequent or regular administration include ergotism, limb ischemia, arterial stenosis, myocardial infarction, cardiac valve lesions, ano-rectal ulcers, rectal stenosis and fibrosis (94). Ergots are contraindicated in arterial vascular diseases. A relative advantage of ergot derivatives may be the reduced frequency of headache recurrence, when compared to triptans (91).

**Evidence.** Studies regarding efficacy of ergot derivatives have varying methodological quality (90,91,95–109). Studies investigating inhaled DHE 0.5–1 mg, DHE nasal spray 0.9 mg or oral ergotamine tartrate 1 mg have shown significantly more pain freedom after two hours, as well as reduced headache duration and intensity compared to placebo (95,96,100). In other studies no efficacy difference between ergot derivatives and placebo was found when investigating ergotamine suppositories 2 mg, DHE nasal spray 0.5–1 mg and ergotamine 1 mg combined with caffeine 100 mg (102,103,105,107).

Ergot derivatives were also compared to other migraine abortive medications including ketoprofen, naproxen or tolfenamic acid (99,100,102). Ergotamine tartrate 1–2 mg (oral or suppository) was not superior to ketoprofen 100 mg (suppository) (102), acetylsalicylic acid 500 mg (100), naproxen 750 mg or tolfenamic acid 200 mg (100,105). One study showed better efficacy for ergotamine tartrate 1 mg compared to acetylsalicylic acid 500 mg (99).

Four RCTs investigated the efficacy of ergot derivatives vs triptans (97,101,104,109), and all studies favored acute treatment with a triptan. Two studies investigated the efficacy of nasal or subcutaneous DHE 1 mg compared to subcutaneous sumatriptan 6 mg (104,109). Significantly more participants treated with subcutaneous sumatriptan 6 mg reported complete headache relief. Two further studies evaluated the efficacy of the combination of 2 mg ergotamine tartrate and caffeine 200 mg versus oral sumatriptan 100 mg or eletriptan 40 mg or 80 mg (97,101). The treatment with either triptan showed significantly better headache relief at two hours compared to oral ergotamine.

An appraisal of guidelines found that the majority of them have cautioned against routine use of ergot derivatives and only a minority have recognized their utility as a last resource in refractory individuals (110). Some of the guidelines suggesting ergotamine were developed before new options (e.g. gepants and lasmiditan) were available. The summary of statements

about ergot derivatives used in the guidelines and guidance documents considered in this manuscript are listed in Online Supplementary Table 7S.

## **Q8 – What is the recommended timing of administration of acute treatment?**

### *Recommendations*

#### *Optimal.*

Patients with migraine without aura should take their treatment while the pain intensity is still mild, preferably as early as possible in the headache phase.

Patients with migraine with aura should take their treatment as soon as the headache phase starts.

#### *Essential.*

As described in the recommendations for the Optimal level.

**Comment:** To avoid the risk of medication overuse, people with migraine should be advised that frequent use of most acute medications is considered to increase the risk of developing such condition. Gepants have not been associated with the risk of medication overuse headache to date.

**Background.** Around 30% of people with migraine who treat their migraine attacks with oral triptans do not achieve pain freedom after two hours (112). It has been suggested that taking the medication too late, when sensitization of central trigeminovascular neurons has developed, may be a reason for the lack of efficacy of triptans (113). On the other hand, treating headache pain too early might result in increased risk of medication overuse headache if attacks are frequent (114,115), therefore careful evaluation of individual cases is required.

**Evidence.** The effectiveness of treatment taken early and/or during mild pain compared to treatment taken during moderate to severe pain has been examined in 11 studies (116–126). All studies used pain freedom at two hours as the primary endpoint.

The efficacy of oral sumatriptan 50 mg or 100 mg taken when pain was mild was superior to placebo in four studies (116,117,119,120). Other studies have shown that oral rizatriptan 10 mg, eletriptan 20 mg or 40 mg, almotriptan 12.5 mg, zolmitriptan 2.5 mg and frovatriptan 2.5 mg are superior to placebo when taken while the pain is mild (121–125). A post-hoc

analysis of a RCT reported that the therapeutic gain for pain-freedom at two hours was statistically higher when treating attacks with oral sumatriptan 50 mg while pain was mild compared to treating when pain was moderate-to-severe in the same participants (116). This finding has been confirmed in an open-label study with sumatriptan 100 mg (126). Similar findings have been reported with oral rizatriptan 10 mg and oral almotriptan 12.5 mg (118,121,123).

The efficacy of treating a migraine attack during the aura phase has been investigated, with contradictory findings. Three studies found that subcutaneous sumatriptan 6 mg, oral eletriptan 80 mg and oral zolmitriptan 20 mg were not effective at treating migraine headache when the medication was taken during the aura phase (127–129). In another trial, people with migraine were given oral sumatriptan 200 mg (non-approved dose) or placebo at the onset of migraine aura for three attacks. During the first attack, the reduction of migraine severity was superior with sumatriptan compared to placebo, however no difference was found for the subsequent two attacks (130). The statements on this topic from the guidelines and guidance documents reviewed are summarized in Online Supplementary Table 8S.

A recent study has shown that ubrogepant was effective in preventing headache when administered during the prodrome, the phase of migraine occurring prior to the onset of pain (131). This could represent a significant advance for the treatment of migraine attacks for individuals with reliable prodromal symptoms, particularly since gepants do not appear associated with medication overuse (74).

## **Q9 – Which treatment options are available for individuals who experience early vomiting during a migraine attack?**

### *Recommendations*

#### *Optimal.*

In individuals with early vomiting, we suggest non-oral formulations of acute medications, such as subcutaneous injections, intranasal sprays or suppositories, based on availability, subjective preference, and medical history. Orally disintegrating tablets may also be considered.

Alternatively, we suggest a combination of simple analgesics, non-steroidal anti-inflammatory drugs or triptans with antiemetics.

**Essential.**

As described in the recommendations for the Optimal level, for available treatments and formulations.

Comment: Gastroprotection may be required in cases with multiple doses of NSAIDs.

**Background.** More than 60% of people with migraine experience nausea and vomiting during their attacks. These symptoms may be more disabling than the headache itself. Vomiting early in an attack impairs the effectiveness of abortive oral treatment – leading to poor management of the attack.

**Evidence.** Non-oral treatments, including intranasal, subcutaneous or rectal administration, is preferred in individuals who vomit early in an attack. Antiemetics, in combination with simple analgesics or triptans, may also be efficient in some cases.

Intranasally administered sumatriptan, zolmitriptan, zavegepant or DHE are good alternatives as they mostly by-pass abdominal absorption (132). Intranasal sumatriptan and zolmitriptan have been shown to be as effective or superior to oral triptans and superior to placebo at achieving pain freedom two hours postdose (133–136). Studies show that oral sumatriptan and zolmitriptan are as good as the combination of an antiemetic (metoclopramide) and acetylsalicylic acid at reducing the incidence of nausea and vomiting (137,138). Furthermore, intranasal DHE is significantly better than placebo at relieving migraine pain (139–141). In a clinical trial comparing the efficacy of intranasal sumatriptan 20 mg and intranasal DHE 1 mg (with optional second dose), the treatment with sumatriptan resulted in significantly greater pain relief than treatment with DHE (142). Intranasal zavegepant was developed for the acute treatment of migraine attacks. Two phase 3 trials have shown that the rate of pain freedom at two hours postdose was higher following treatment with intranasal zavegepant 10 mg or 20 mg compared to placebo (143,144). As an alternative, oral disintegrating tablets (e.g., rizatriptan, zolmitriptan and rimegepant) can also be recommended (145). These options provide faster onset of action than traditional tablets and are superior to placebo at treating migraine attacks (87,146–148).

Subcutaneous sumatriptan is a fast-acting option due to its route of administration and therefore an ideal formulation for treating the migraine headache associated with early vomiting. Multiple clinical trials have shown that subcutaneous sumatriptan 6 mg is superior to placebo for pain freedom at two hours (149). Subcutaneous sumatriptan may also be effective at the dose of 3 mg (150). One study reported that

subcutaneous sumatriptan 6 mg was superior to placebo at reducing the incidence of nausea, vomiting and/or photo-/phonophobia (151).

Alternatively, antiemetics in combination with either a simple analgesic or a triptan may be used. In a double-blind, randomized, crossover study, the combination of sumatriptan 50 mg and metoclopramide 10 mg was more effective than sumatriptan 50 mg and placebo at reducing pain, nausea and vomiting (56). A Cochrane subgroup analysis concluded that metoclopramide combined with aspirin was superior to aspirin alone in relieving nausea and vomiting (55).

Even though available guidelines and guidance documents on the topic (summarized in Online Supplementary Table 9S) are consistent, current evidence is limited due to the small number of participants in clinical studies reporting vomiting. In the absence of head-to-head studies, we recommend either intranasal sumatriptan, zolmitriptan, zavegepant, DHE or subcutaneous sumatriptan as first line treatment based on availability, cost and patient preference. Alternatively, oral disintegrating tablets (e.g., rizatriptan, zolmitriptan and rimegepant) can be recommended. If the optimal-mentioned treatments are not available, antiemetics in combination with a triptan or NSAID can be considered based on availability and patient preference.

## **Q10 – How can headache relapse be treated following the initial successful treatment of a migraine attack?**

### **Recommendations**

#### **Optimal.**

In people with migraine with headache relapse\* after the initial successful treatment of a migraine attack, we suggest taking a second dose of the same medication within the recommended dose limit. If this approach is not effective, we suggest switching to another drug, possibly belonging to a different class.

If early headache relapse occurs in most of the attacks, we suggest switching to a different treatment option.

Combining a triptan with a non-steroidal anti-inflammatory drug may also be a viable option. It is important to wait at least two hours from the first dose before repeating a combination treatment.

#### **Essential.**

In people with migraine with headache relapse\* after the initial successful treatment of a migraine

attack, we suggest taking a second dose of the same medication within the recommended dose limit.

If this approach is not effective, we suggest switching to another drug belonging to a different class or, if not available, to use a combination of a triptan with a non-steroidal anti-inflammatory. It is important to wait at least two hours from the first dose before repeating a combination treatment.

*\*Relapse is defined as the recurrence of migraine of any intensity within 48 hours of obtaining pain freedom with an acute treatment.*

Comment: Gastroprotection may be required in cases requiring multiple dosing of NSAIDs.

**Background.** Relapse is a phenomenon that has been well described and investigated after the availability of triptans. About 15–40% of the people with migraine taking an oral triptan experience relapse.

**Evidence.** One RCT showed that about one-fourth of participants with migraine experience a headache relapse within 16 h after successful treatment of a migraine attack with sumatriptan. In the same study, sumatriptan 100 mg was superior to placebo when treating headache recurrence: 70–74% vs 30–49% (152).

If relapse with triptans occurs frequently, one option is to switch to a triptan with a longer half-life, such as naratriptan and frovatriptan (153). It should be noted, however, that these drugs may have a slower onset of effect and lower efficacy than other triptans (154). An alternative option, especially if single drug options do not work or are not available, is the combination of a triptan with an extended release NSAID. An appraisal of the statements provided in the guidelines and guidance documents assessed in these practice recommendations is reported in Online Supplementary Table 10S.

## **Q11 – How should migraine attacks that persist for more than 72 hours (status migrainosus) be treated?**

### **Recommendations**

#### **Optimal.**

Although there is a lack of reliable evidence, in subjects with attacks lasting more than 72 hours (status migrainosus), we suggest intramuscular or other forms of administration of non-steroidal anti-inflammatory drugs or subcutaneous sumatriptan, or oral/intranasal dihydroergotamine (in combination with antiemetics).

In the emergency room setting, we suggest considering the following medications, preferably using intravenous formulations: non-steroidal anti-inflammatory drugs or acetylsalicylic acid, with or without an antidopaminergic agent (e.g. prochlorperazine, metoclopramide, and chlorpromazine).

Steroids, peripheral nerve blocks, intravenous magnesium, sodium valproate or dihydroergotamine can be offered to individuals not responding to the previous options.

Opioids should be avoided at all times.

#### **Essential.**

As described in the recommendations for the Optimal level, utilizing available treatments and formulations.

Intravenous dexamethasone (on the WHO list of available medications) can be considered.

Comment: Gastroprotection may be required in cases requiring multiple dosing of NSAIDs.

**Background.** Status migrainosus is defined by ICHD-3 criteria as a debilitating migraine attack lasting for more than 72 hours in an individual with migraine (with or without aura) (6). It is consistent with previous attacks except for its duration and severity. Status migrainosus presents with pain and/or associated symptoms that are debilitating and unremitting for more than 72 hours (remissions of up to 12 hours due to medication or sleep are accepted).

**Evidence.** Specific clinical trials focusing on status migrainosus are lacking (61). Several studies and recommendations, however, analyze the acute treatment of migraine attack in the emergency department and/or using parenteral medications and we therefore refer to these studies to guide our recommendations.

Oral medications, including triptans are usually not helpful when standard acute medications have failed to abort an attack (155). Evidence supports the use of subcutaneous sumatriptan and parenteral prochlorperazine or metoclopramide for the treatment of acute migraine attacks in an emergency room setting. A total of 14 trials of sumatriptan in the emergency department setting were found, and a meta-analysis showed consistent evidence favoring sumatriptan over placebo (60). It should be noted, however, that not all participants included in those studies had status migrainosus and that sumatriptan is frequently not available in the emergency room in many regions. A

meta-analysis of 11 trials on prochlorperazine versus placebo showed the superiority of prochlorperazine (156). Six trials have compared parenteral metoclopramide to placebo and yielded positive results, although the studies could not be fully meta-analyzed due to significant heterogeneity (157–163). Efficacy of chlorpromazine i.v. was tested in comparison with placebo in a small randomized controlled trial and recommended by the Canadian and TOP guidelines (Online Supplementary Table 11S). Parenteral NSAIDs such as ketorolac 30 mg intravenously and lysine acetylsalicylic acid are reasonable first-line choice and recommended by several guidelines. DHE can be used as alternative to parenteral triptans. Opioids are not recommended due to the absence of placebo-controlled trials and risk of long-term overuse, relapse or abuse.

Recommendations regarding parenteral steroids are conflicting across guidelines. A meta-analysis of seven randomized controlled studies of dexamethasone added to the standard abortive therapy reported a significant benefit favoring dexamethasone to prevent recurrence of migraine headache (164). The guidelines of the American Headache Society report a meta-analysis of three class I RCTs that showed a small benefit of dexamethasone over placebo in preventing relapse (68). While controversy exists, experts generally recommend steroids, including dexamethasone or prednisolone, as adjunctive therapy in cases where all first-line therapies have failed as the side effect profile of single-use steroids is favorable, unless contraindicated (22).

Evidence for the use of nerve blocks, intravenous magnesium or sodium valproate is scarce. These treatments can be evaluated if all other options are unavailable, contraindicated, or ineffective.

## **Q12 – What is the maximum number of days that acute medications can be administered without increased risk of developing medication overuse headache?**

### *Recommendations*

#### *Optimal.*

We suggest limiting the use of analgesics, non-steroidal anti-inflammatory drugs or lasmiditan to 2–3 days per week and to less than 10 days per month.

For combined analgesics and triptans we suggest limiting the intake to 2 days per week and to less than 8 days per month.

#### *Essential.*

We suggest limiting the intake of analgesics and non-steroidal anti-inflammatory drugs to 2–3 days per week and to a maximum of 10 days per month.

For combined analgesics and triptans we suggest limiting the intake to 2 days per week and to less than 8 days per month.

*Comment:* Gepants have not been associated to medication overuse headache and may therefore become the preferred choice in people with migraine that require frequent use of acute drugs.

*Background.* Excessive acute medication use is associated with an increase in headache pain and associated symptoms and medication overuse headache. One of the major concerns for clinicians is whether the frequent use of acute medications can accelerate the development of high-frequency/chronic headache. Unfortunately, there is no definitive evidence on the exact amount of acute medications that can be used without causing MOH, defined by ICHD-3 as a headache on 15 or more days per month and intake of acute medication 10 or 15 or more days per month depending on the drug class (6).

It is also difficult to separate frequent intake of acute medications due to an increase in migraine frequency from the increase of migraine frequency due to frequent intake of acute medication. The present recommendations have been developed based on evidence describing acute medication involvement in migraine chronification, and not necessarily on MOH-specific studies.

*Evidence.* The majority of acute medications have the potential to cause MOH. Some products appear to be more hazardous than others. The retrospective study of Limmroth et al. provided the correlation between MOH and each acute medication (166). With the shortest mean critical duration until the onset of MOH and lowest mean critical monthly intake frequency, people with migraine overusing triptans demonstrated the highest tendency to develop MOH, followed by ergot derivatives, then analgesics (including simple and combination analgesics).

NSAIDs are unique amongst acute treatments as they can play a positive role in inhibiting the progression of MOH. In some of the studies, overuse of NSAIDs showed protective effects against developing MOH (167,168). However, this does not mean NSAIDs can be used on an unlimited basis. Based on a nationwide, large sample size, longitudinal study by Lipton et al. (169), the relationship between NSAID consumption and headache chronification interfered with the

headache frequency of an individual. In people with <10 headache days per month, the use of NSAID was protective against migraine chronification. In contrast, in people with headache on  $\geq 10$  days per month, the risk for migraine chronification increased along with NSAID consumption. Therefore, we recommend prescribing NSAIDs as acute medication on less than 10 days per month, and approximately on no more than 2–3 days per week. This limit seems sufficiently lower than the threshold for defining NSAIDs overuse (intake on 15 or more days per month) (6).

As for ergots, paracetamol/acetaminophen, and combined analgesics (e.g., consisting of paracetamol/acetaminophen, aspirin, and caffeine), there is no direct evidence providing the critical level of use for developing MOH. The study by Bigal et al. (170), which investigated the association between the acute medication use and migraine chronification, provides hints at reasonable limitations on acute medication use. Two hundred and nine (2.5%) out of the 8219 people with episodic migraine (EM) had transformed to chronic migraine (CM) during the one-year follow-up. Those who remained episodic reported fewer monthly days of exposure to acute medications. The average monthly days of exposure to ergots, acetaminophen, and combination analgesics (acetaminophen + aspirin + caffeine) in EM were 4.3, 6.4, and 5.4 days, whereas the CM counterpart reported 8.6, 12.8, and 10.0 days. It is difficult to generate a definite upper limit for acute medications use from these data. This well-designed and large-scale observational study does suggest that it is safe to confine the use of ergots, and combined analgesics to no more than eight days per month.

The current evidence regarding the association between MOH and gepants or lasmiditan is limited. Preclinical studies in rodents (171–173) reveal that persistent exposure to lasmiditan, but not gepants, may cause cutaneous allodynia, a possible indicator of migraine chronification and MOH (168,174). In the case of gepants, a long-term, open label study has suggested that rimegepant may not be associated with MOH (175). This observation, when combined with the efficacy of rimegepant in the preventive treatment of migraine, suggests that frequent rimegepant use may not be associated to an increased risk of developing MOH.

The recommended limits for acute medication use to prevent MOH vary across guidelines and consensus statements. Most of them suggest that acute medication use should not exceed 2–3 days per week, i.e., 8–10 days per month (Online Supplementary Table 12S). The Danish Headache Society recommends the limit of simple analgesics use is up to 14 days per month while combined analgesics should be limited to no more than nine days per month. A national awareness campaign to prevent MOH conducted in Denmark

recommended a maximum intake of analgesics with two days per week (176). These suggestions are based on experts' consensus. Individual heterogeneity should be considered in clinical practice and the thresholds should be modified individually (8).

We recommend that the use of triptans, ergots or combination analgesics be kept to less than 2–3 days per week and no more than 10 days per month, to minimize the risk for developing MOH. If more frequent use is required, it should be limited to less than three consecutive months. Gepants may be preferable in individuals with higher risk for MOH.

### **Q13 – Which treatment options are preferable during pregnancy and breastfeeding?**

#### *Recommendations*

##### *Optimal.*

In pregnant women whose attacks cannot be adequately managed with non-pharmacologic approaches, paracetamol/acetaminophen and triptans can be used with caution across the three trimesters of pregnancy.

Metoclopramide may be added if needed for nausea or vomiting, or in women with inadequate pain relief.

During breastfeeding, paracetamol/acetaminophen is the preferred choice. Diclofenac, naproxen, triptans and gepants can be used with caution, such as withholding breastfeeding for 8–12 hours.

##### *Essential.*

As described in the recommendations for the Optimal level, utilizing available treatments and formulations.

**Background.** In up to 90% of cases, migraine progressively improves or remits during pregnancy (178). Approximately 8% of women, however, experience worse attacks or an increase in their frequency during pregnancy (179). Migraine also typically recurs shortly after delivery or cessation of breastfeeding (180). Acute management options are therefore needed for this population.

##### *Evidence.*

**Paracetamol/acetaminophen.** The European Medicines Agency (EMA) investigated whether paracetamol use during pregnancy is associated with neurodevelopmental

problems in children (181). The authors concluded that acetaminophen exposure during pregnancy has no negative effects on neurodevelopment (181). More recently, a large cohort analysis showed that paracetamol, when used alone, is not associated with adverse neonatal outcomes (182). Low amounts of paracetamol are excreted in breast milk. Newborns and adults have roughly the same capacity for acetaminophen metabolism (183,184). Recent evidence, however, suggests that paracetamol/acetaminophen may be associated with urogenital/reproductive disorders in the offspring, possibly due to the endocrine effect of the drug, which suggests avoiding uncontrolled use in pregnancy, until more reliable evidence is made available (185–187). Paracetamol/acetaminophen is considered relatively safe during breastfeeding (188).

**NSAIDs.** AEs following NSAIDs use differ according to the trimester of exposure. NSAIDs use during the first trimester has been associated with miscarriage (189–191) and congenital malformations (192–194) in some studies, while other studies did not find increased risk of miscarriage after NSAIDs use (195–197). Similarly, some population-based studies suggest that NSAIDs use during the third trimester and prenatal period is associated with congenital malformations (192–194), while other population-based studies do not confirm these results (198–200).

NSAIDs are considered compatible with breastfeeding, and no AEs have been documented in breastfed infants (184). Ibuprofen is therefore recommended as the drug of choice, due to its low amount of excretion in breast milk and short half-life (23,201). Newer evidence also supports the use of diclofenac and naproxen when breastfeeding (202). In regard to the potential risks of miscarriage and congenital malformations, we recommend limiting use of NSAIDs to the second trimester, as well as after birth. We emphasize that the use of NSAIDs is only justifiable when non-pharmacological therapy provides no benefits in the acute treatment of a migraine attack.

**Triptans.** Of the seven available triptans, most available data relate to the use of sumatriptan during pregnancy. Cohort studies have shown no risks of congenital malformations following triptans use (203–208). In support, one meta-analysis investigated pregnancy outcomes following prenatal exposure to triptans from 1991–2013 (209). The meta-analysis included six studies and a population of 4208 infants of mothers with migraine who used triptans (sumatriptan was the mostly used triptan), compared to 1,466,994 infants of mothers with migraine who did not use triptans during pregnancy. The authors found no significant increase in the incidence of congenital

malformations ([OR] = 0.84 [0.61–1.16]), prematurity ([OR] = 0.90 [0.35–2.30]), or spontaneous abortions ([OR] = 1.27 [0.58–2.79]), when comparing the triptan-exposed infants to the control group. The data suggests that use of sumatriptan is safe during pregnancy, while knowledge regarding other triptans' safety remains limited. If necessary, we recommend sumatriptan as the first choice of treatment with triptans, however this must be under strict supervision of a headache specialist. Recommendations for triptan use during breastfeeding is hindered by the lack of data.

**Antiemetics.** For nausea and vomiting associated with migraine during pregnancy, metoclopramide can be used (23,210). Safety data on the use of domperidone during pregnancy is scarce, but pediatric use of domperidone has shown QT prolongation in newborns (211).

Metoclopramide use during lactation is not associated with any adverse effects in breastfed infants (212).

Combination formulations with butalbital or other opioids should be avoided during pregnancy and breastfeeding.

As reliable evidence is lacking, there is some disparity across published guidelines and guidance documents regarding the preferred options of acute medication that can be used during pregnancy (Online Supplementary Table 13S). A reliable source for reference is represented by the Drug and Lactation Database ((LactMed<sup>®</sup>) <https://www.ncbi.nlm.nih.gov/books/NBK501922/>), which is regularly updated.

## Q14 – What drugs can be used in children and adolescents with a migraine attack?

### Recommendations

#### Optimal.

We suggest paracetamol/acetaminophen (15 mg/kg; maximum 60 mg/kg per day) or ibuprofen (10 mg/kg; maximum 30 mg/kg per day) to treat acute migraine attacks in children and adolescents.

If those drugs are not effective, triptans can be used as second line therapy for adolescents. Among triptans, rizatriptan (5 mg for a body weight <40 Kg, 10 mg for body weight ≥40 Kg) or sumatriptan nasal spray 10 mg are preferable as these are the most studied triptans in adolescents.

Metoclopramide might be added in cases with nausea or vomiting or in very disabling attacks.



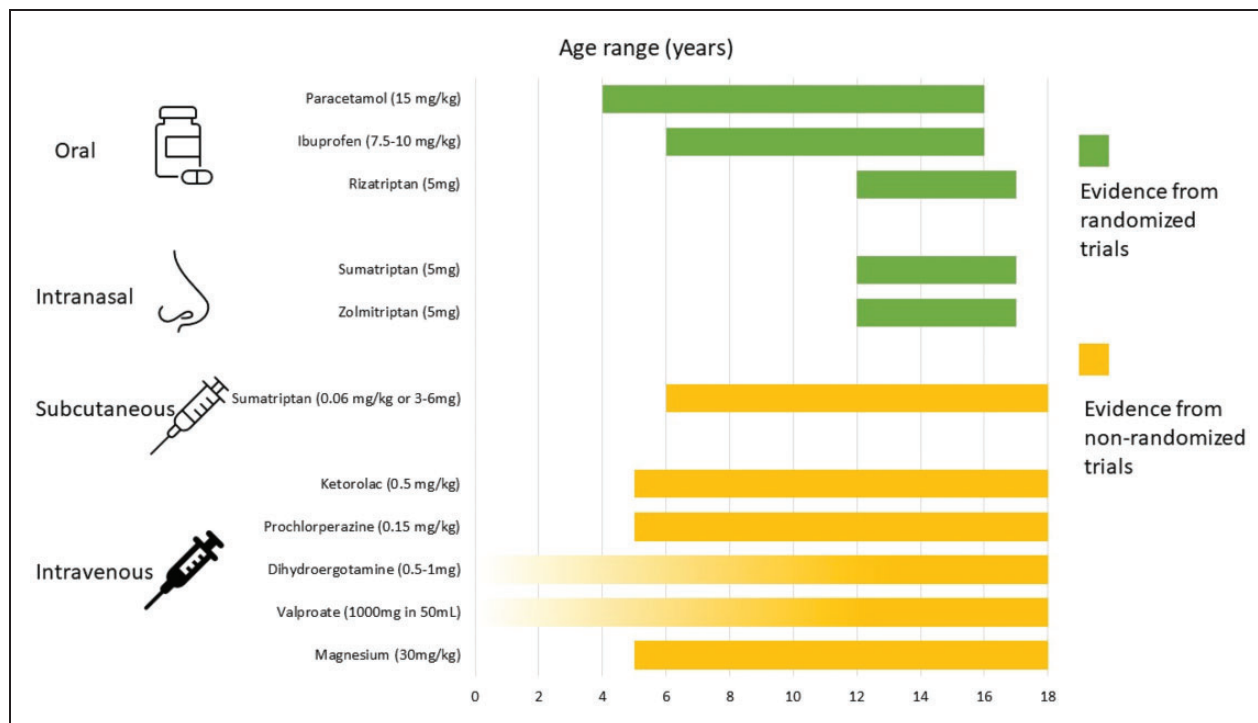
**Table 7.** Summary of evidence from randomized placebo-controlled trials on oral drugs for the acute treatments of migraine in children and adolescents.

Drug	Trial	Formulation	Dose	N	Age range	Main efficacy data	Adverse events
Paracetamol	Hämäläinen et al., 1997 (216)	Oral	15 mg/kg	80	4–16	2-hour pain relief: 53% with paracetamol vs 35% with placebo (significant)	5% with acetaminophen vs 11% with placebo (not significant)
Ibuprofen	Lewis et al., 2002 (217)	Oral	7.5 mg/kg	84	6–12	2-hour responders: 76% ibuprofen vs 53% placebo (significant). Significant difference between active drug and placebo only in boys	Not reported
	Hämäläinen et al., 1997 (216)	Oral	10 mg/kg	80	4–16	2-hour pain relief: 56% with ibuprofen vs 35% with placebo (significant)	10% with ibuprofen vs 11% with placebo (not significant)
Sumatriptan	Fujita et al., 2014 (234)	Oral	25 mg, 50 mg	144	10–17	2-hour pain relief: 39% sumatriptan vs 31% placebo (not significant)	16% with sumatriptan vs 14% with placebo (not significant)
	Winner et al., 2006 (235)	Intranasal	5 mg, 10 mg, 20 mg	510	12–17	2-hour pain relief: 66% (5 mg), 64% (10 mg), 63% (20 mg), 53% placebo (only 5 mg significant)	43% (5 mg), 49% (10 mg), 55% (20 mg), 40% placebo (not significant)
Sumatriptan/ naproxen	Derosier et al., 2012 (220)	Oral	10/60 mg, 30/180 mg, 85/500 mg	865	12–17	2-hour pain freedom: 29% (10/60 mg), 27% (30/180 mg), 24% (85/500 mg), 10% placebo (significant)	13% (10/60mg), 9% (30/180 mg), 13% (85/500mg), 8% placebo (not significant)
Rizatriptan	Winner et al., 2002 (236)	Oral	5 mg	296	12–17	2 hour pain freedom: 32% rizatriptan vs 28% placebo (not significant)	34% rizatriptan vs 35% placebo (not significant)
	Visser et al., 2004 (237)	Oral (tablets – wafers)	5 mg	476	12–17	2-hour pain relief: 66% rizatriptan vs 56% placebo (not significant)	34% rizatriptan vs 30% placebo (not significant)
	Ahonen et al., 2006 (218)	Oral	5 mg (20–39 kg), 10 mg (≥40 kg)	96	6–17	2-hour pain relief: 68% rizatriptan, 69% placebo (not significant) 2-hour pain relief: 73% (first rizatriptan dose), 74% (second rizatriptan dose), 36% placebo (significant)	14% after rizatriptan first dose, 9% after second dose, 2% placebo (significant) 12% rizatriptan 10mg vs 6% rizatriptan 5mg (not significant)
	Ho et al., 2012 (219)	Oral	5 mg (20–39 kg), 10 mg (≥40 kg)	977	6–17	2-hour pain freedom: 33% rizatriptan vs 24% placebo (significant) 2-hour pain relief: 58% vs 53% (not significant)	23% rizatriptan vs 22% placebo (not significant)

(continued)

Table 7. Continued.

Drug	Trial	Formulation	Dose	N	Age range	Main efficacy data	Adverse events
Almotriptan	Linder et al., 2008 (238)	Oral	6.25 mg, 12.5 mg, 25 mg	866	12–17	2-hour pain freedom: significant difference only in the 12–17 years group 2-hour pain relief: 72% (6.25 mg), 73% (12.5 mg), 67% (25 mg), 55% placebo (significant) Difference from placebo evident only in participants aged 15–17 years	15% (6.25mg), 24% (12.5mg), 26% (25mg), 19% placebo (not significant)
Eletriptan	Winner et al., 2007 (239)	Oral	40 mg	267	12–17	2-hour pain relief: 57% eletriptan, 57% placebo (not significant) Significant advantage of eletriptan over placebo in headache recurrence within 24h, sustained response, and sustained pain freedom	43% (one dose), 33% (two doses), 28% placebo (not significant)
Zolmitriptan	Lewis et al., 2007 (240)	Intranasal	5 mg	171	12–17	2-hour pain relief: 66% zolmitriptan vs 54% placebo (not significant) 2-hour pain freedom: 39% zolmitriptan vs 19% placebo (significant)	19% solmitriptan vs 10% placebo (not significant)
	Winner et al., 2016 (241)	Intranasal	5 mg, 2.5 mg, 0.5 mg	798	12–17	2-hour pain freedom: 30% zolmitriptan 5 mg vs 17% placebo (significant)	15% (0.5 mg), 11% (2.5 mg), 26% (5 mg), 10% placebo (not significant)



**Figure 1.** Summary of drugs recommended or suggested for the acute treatment of migraine in children and adolescents. For dihydroergotamine and valproate, the available studies did not specify a lower age limit; thus, the corresponding bars were represented as fading.

#### Essential.

As described in the recommendations for the Optimal level, utilizing available treatments and formulations.

Comment: Gastroprotection may be required in cases requiring multiple dosing of NSAIDs.

**Background.** The characteristics of migraine in the pediatric age may be different from those in adulthood. Attacks tend to be shorter, bilateral, and with prominent gastrointestinal symptoms (213,214). Different drugs for the acute treatment of migraine have been used in children and adolescents, including non-specific analgesics, triptans, ergotamine derivatives, and antiemetics. The present practice recommendations only refer to drugs and exclude non-pharmacologic treatments for the acute management of migraine.

Another difference between pediatric and adult populations is the placebo response, which is much higher in children and adolescents, especially in parallel trials (215). Placebo response is so high in children and adolescents with headache that it might influence the results of placebo-controlled trials, even when the response to the active drug is high. For this reason,

the effectiveness of drugs in real-world settings could be better than shown in RCTs.

**Evidence.** Table 7 presents a summary of available randomized placebo-controlled trials of acute treatments of migraine in childhood and adolescence. Paracetamol and ibuprofen were more effective than placebo in treating migraine in an age range including infancy (216,217). Figure 1 illustrates the drugs recommended or suggested for the acute treatment of migraine in children and adolescents.

Triptans studies have shown conflicting results likely due to the high placebo response. Most triptans were not formally tested or approved in children. Rizatriptan was effective in adolescents (12–17 years) according to one study, but not in children (age <12 years) (218,219). Sumatriptan and zolmitriptan nasal sprays can be considered safe and effective options for adolescents. Combined treatment with sumatriptan plus naproxen has been evaluated in one placebo-controlled trial and was effective (220). This combination could be considered in adolescents (age 12–18 years) not responding to analgesics or to triptans alone.

Several acute pharmacologic treatments for migraine have been studied in non-randomised trials or in trials that did not have a placebo-controlled design and mostly refer to parenteral drugs used in

an emergency care or inpatient setting to treat status migrainosus or attacks that are resistant to common medications. Although the quality of these studies is lower than that of randomized placebo-controlled trials, they are relevant for clinical practice.

A single-blind, parallel group randomized trial including 49 participants aged 5–17 years assessed the efficacy of the administration of intravenous fluids as an adjunct to medication. The trial did not find a significant effect of intravenous fluids on migraine (221). In an emergency setting, the administration of intravenous fluids can rapidly rehydrate subjects without provoking any relevant AE and can therefore be considered as an adjuvant to acute migraine treatment.

Parenteral administration of antiemetics can also provide relief especially in individuals with severe nausea and/or vomiting who did not respond to analgesics. Retrospective single-center studies with a limited number of participants showed the potential effectiveness of intravenous prochlorperazine for the acute treatment of migraine (222,223). A subsequent prospective, randomized, double-blind trial compared intravenous prochlorperazine (0.15 mg/kg; maximum 10 mg) with intravenous ketorolac (0.5 mg/kg; maximum 30 mg) for migraine treatment in people aged 5–18 years. The trial included 62 children and adolescents and found 50% pain relief after one hour in 84.2% of subjects treated with prochlorperazine and 55.2% of those treated with ketorolac (224). This study also showed the potential efficacy of intravenous ketorolac for migraine treatment. It lacked a placebo arm, however and therefore cannot be considered conclusive. The efficacy of intravenous metoclopramide in the acute treatment of migraine in children and adolescents has not been proven. A trial in adults showed that prochlorperazine is more effective than metoclopramide, even if both drugs were superior to placebo (160). For this reason, intravenous prochlorperazine should be considered the antiemetic of choice for pediatric migraine treatment in an emergency setting. Treatment with antiemetics in children and adolescents should be reserved to migraine attacks resistant to commonly used medications, as the use of antiemetics could be associated with extrapyramidal AEs such as dystonic reactions. Those events could be more frequent with prochlorperazine than with metoclopramide (225). Non-randomised studies suggest the potential effectiveness of other intravenous compounds including DHE (226), valproic acid (off-label) (227,228), and magnesium (229). As well as antiemetics, those compounds could be useful in the emergency setting and to manage status migrainosus (230,231).

Subcutaneous sumatriptan is a very effective treatment for migraine in adults, but in children this has

been tested only in non-randomised, observational studies (232,233).

Among the guidelines and guidance documents reviewed, three explicitly address the topic of the acute treatment of migraine in children and adolescents (Online Supplementary Table 14S). Overall, the guidelines and recommendations agree that pharmacologic treatment should be reserved for children and adolescents who do not respond to non-pharmacologic measures and need rapid resolution of the most disabling migraine attacks. Paracetamol and ibuprofen are preferred by all guidelines and recommendations. Triptans could be considered with preference for nasal spray formulations.

### **Q15 – What drugs are preferred in people over 65 years of age with a migraine attack?**

#### **Recommendations**

##### *Optimal.*

In people over 65 years of age with normal liver function, we suggest paracetamol/acetaminophen as first line therapy. Combinations of paracetamol with caffeine can also be used, but caution is advised to avoid risks related to excessive caffeine use, including medication overuse headache and caffeine withdrawal headache.

As a second line option, we suggest acetylsalicylic acid and non-steroidal anti-inflammatory drugs with monitoring of potential adverse events related to gastrointestinal bleeding and renal and hepatic insufficiency.

In individuals without uncontrolled hypertension or serious cardiovascular or cerebrovascular disease, we suggest the use of triptans as a third line treatment option. Lasmiditan and gepants are alternative options for subjects with contraindications, or not responding, to triptans. When using lasmiditan, the subjects should be advised about the potential central side effects and risk of falls due to dizziness.

Adjunctive therapy with antiemetics can be helpful, with a preference for non-centrally acting options due to the increased risk for sedation and extrapyramidal side effects of centrally acting antiemetics.

##### *Essential.*

In people with migraine over 65 years of age with normal liver function we suggest paracetamol/

acetaminophen as first line therapy. Combinations of paracetamol with caffeine can also be used, but caution is advised to avoid risks related to excessive caffeine use, including medication overuse headache and caffeine withdrawal headache.

As second line option, we suggest acetylsalicylic acid or non-steroidal anti-inflammatory drugs with monitoring of potential adverse events related to gastrointestinal bleeding and renal and hepatic insufficiency.

In people without uncontrolled hypertension or serious cardiovascular or cerebrovascular disease, we suggest the use of triptans as third line treatment option.

If triptans alone are not effective, a combination of a triptan with a non-steroidal anti-inflammatory drug can be used.

Adjunctive therapy with antiemetics can be helpful, but caution should be applied due to the increased risk for sedation and extrapyramidal side effects.

**Comment:** In otherwise healthy people with migraine >65 years of age who have no known comorbidities that could specifically alter drug pharmacokinetics, recommendations can follow those of younger age groups, with closer monitoring of side effects.

**Background.** Even though migraine tends to remit with older age (188), it continues to have a one-year prevalence of between 3.0–10% in the elderly population (>65 years) (242,243). Given the worldwide increase in life expectancy, migraine in the elderly is destined to become a more prevalent public health issue. In general, advancing age occurs with an increased susceptibility to additional diseases. Therefore, management of migraine in the elderly is likely to be influenced by other health problems and consequent association with polypharmacy (244). In addition, general physiological changes such as slowing of gastric emptying, changes in rates of liver metabolism of drugs, and reduced renal mass and glomerular filtration rate which occur with age can directly impact pharmacokinetics and pharmacodynamics (245).

**Evidence.** In the majority of migraine treatment trials, subjects over 60–65 years old have been excluded (246), and thus little rigorous evidence exists in this population. More recent studies on new acute treatments (gepants, ditans) did not exclude older individuals

(247). According to general expert consensus, however, in the absence of contraindications, triptans and other acute treatments should not be withheld simply due to age (246). The statements regarding this population in the guidelines and guidance documents reviewed are summarized in Online Supplementary Table 15S.

Paracetamol/acetaminophen is generally considered the first-line option: liver function monitoring is recommended in elderly individuals, especially at higher doses, given the risk for hepatic insufficiency (248–252). The suggested daily dose is <3000 mg per day. In subjects with renal or hepatic dysfunction, it is advisable to reduce the dose by 50–75% (246,249).

Acetylsalicylic acid and NSAIDs should be used with caution in this population given the increased risk for NSAID-induced hypertension, renal impairment, upper gastrointestinal bleeding and ulceration, particularly among more elderly individuals and those with a history of peptic ulcer disease or gastrointestinal bleeding (245,249). Concurrent proton pump inhibitor use (251) and monitoring of renal and hepatic function can help minimize these AEs (248), noting that the regular intake of proton pump inhibitors has been linked to headache worsening (253). Frequent intake of NSAIDs requires intermittent monitoring of kidney function, as well as following any harmful effects on the gastro-intestinal and cardiovascular systems (248,252).

Antiemetic dopamine receptor antagonists may be helpful adjunctive treatments and should be used with caution in the elderly, given the increased risk of anticholinergic effects, extrapyramidal effects, drowsiness, dizziness, and additive sedation with other depressants of the central nervous system (252,254). They should be avoided in people with Parkinson's disease (250). Domperidone does not cross the blood-brain barrier and therefore is not associated with extrapyramidal AEs or other central effects (252).

The use of ergotamine derivatives and triptans can be limited by their vasoconstrictive effects (254,255). Triptans can be used in elderly people without medical contraindications (uncontrolled hypertension, cardiovascular, cerebrovascular, or peripheral vascular disease) (248,256). The recent Guidelines of the European Society of Hypertension, endorsed by the International Society of Hypertension, provide a clear definition of optimal and normal blood pressure, as well as of different grades of hypertension (257). In the absence of specific evidence, and considering the increase in blood pressure associated with the intake of triptans (0–10 mmHg), a reasonable approach is to use triptans in elderly subjects falling in the optimal (systolic blood pressure <120 mmHg and diastolic blood pressure <80 mmHg) or normal (systolic blood

pressure <129 mmHg and diastolic blood pressure <85 mmHg) blood pressure category, with/without anti-hypertensive treatment. Age itself is not a contraindication to triptan use, however, age and vascular risk factors should be considered before prescribing triptans in people older than 65 years. There is no evidence from clinical experience that triptans are less safe after age 65 when prescribed appropriately (256).

Lasmiditan does not cause vasoconstriction and therefore can be used in elderly people with vascular disease or risk factors (250). It should, however, be used with caution as there is potential for side effects related to its central effects, including drowsiness, dizziness and fatigue (75). Clinical studies of lasmiditan did not exclude people with migraine based on the upper limit of age: about 4% of subjects were  $\geq 65$  years. There was an increase in dizziness and paresthesia in older adults. Side effects were similar regardless of uncontrolled hypertension, coronary artery disease, or arrhythmia (76,77). Driving a motor vehicle or operating machinery is discouraged until eight hours after taking lasmiditan (258).

Gepants do not have vasoconstrictive activity and could be a safer option in the elderly including people with cardiovascular disease or risk (250), although they may impair vasodilation or have effects on blood pressure. They can be used in older adults, when appropriate (254). A clinical trial examining rimegepant for the acute treatment of migraine did not exclude older subjects (259). A post hoc analysis comparing the safety and tolerability of rimegepant between younger (aged  $\geq 18$  and  $\leq 45$  years) and older participants (aged  $\geq 65$  years) found that rimegepant was equally well tolerated in both cohorts and that the pharmacokinetics did not differ significantly between older and younger individuals (260). Clinical trials examining ubrogepant for the acute treatment of migraine included participants up to age 75 years and reported no clinically significant pharmacokinetic differences between older and younger subjects (84); these clinical studies did not include sufficient numbers of individuals  $\geq 65$  years of age to determine if they respond differently (247). Ubrogepant should be avoided in people with migraine with end-stage renal disease and the dose should be adapted in individuals with severe hepatic or renal impairment. Ubrogepant and rimegepant interact with strong CYP3A4 inducers and concomitant use should be avoided (247).

Patients should be encouraged to identify and avoid triggers (252) which can include irregular lifestyle (e.g. poor sleep patterns or irregular food intake) and the intake of triggering food items, although there is no clear evidence for this (25).

## **Q16 – What is the recommended approach to the acute treatment of migraine in people with a history of stroke, other vascular diseases or uncontrolled hypertension?**

### *Recommendations*

#### *Optimal.*

In people with an acute migraine attack who have a history of stroke, cardiovascular diseases or uncontrolled hypertension, we suggest paracetamol as first line treatment, with lasmiditan or gepants as second line options.

Non-steroidal anti-inflammatory drugs can be used, but administration should be limited considering the concomitant use of antithrombotic therapy.

Adjunctive therapy with antiemetics can be helpful.

Triptans can be used with caution if the above conditions are under control in people with migraine who did not benefit from paracetamol, lasmiditan or gepants.

Dihydroergotamine and ergotamine should be avoided at all times.

#### *Essential.*

In people with an acute migraine attack who have a history of stroke, cardiovascular diseases or uncontrolled hypertension, we suggest paracetamol as first line treatment, and non-steroidal anti-inflammatory drugs as a second line option. The administration of non-steroidal anti-inflammatory drugs should be limited, however, considering the concomitant use of antithrombotic therapy.

Adjunctive therapy with antiemetics can be helpful.

Available triptans can be used with caution if the above conditions are under control in individuals who did not benefit from paracetamol.

Dihydroergotamine and ergotamine should be avoided at all times.

*Background.* There are several types of cardiovascular diseases (CVDs) including atherosclerosis, peripheral

artery disease, coronary artery disease, cerebrovascular disease, aneurysms, venous thromboembolism, and systemic hypertension. Over the last four decades, numerous studies have demonstrated a connection between primary headaches and conditions such as stroke or ischemic heart disease, with a pooled prevalence among the several studies available of 5% (95% confidence interval (CI) 3–7%) for stroke and 7% (95%CI 5–10%) for ischemic heart disease, which are higher in people suffering from primary headache than the general population. Hypertension is also highly prevalent in people living with headache (24% [95% CI 22–26%]), atrial fibrillation and flutter (2% [95% CI 1–3%]) as well as other CVDs (9% [95%CI 7–11%]) (261). It is important to consider that certain drugs commonly used to treat migraine attacks may have potential impacts on vascular functions, as they can induce vasoconstriction or increase blood pressure (262), which should be taken into account when managing individuals with significant vascular diseases.

**Evidence.** Oral acetaminophen/paracetamol represents a safe option in CVD people living with migraine even though intravenous paracetamol is well-documented to cause hypotension and special attention is warranted (263).

Frequent intake of NSAIDs is associated with an increased risk of bleeding, mostly gastrointestinal, because they can inhibit platelet aggregation and secretion by inhibiting cyclo-oxygenase 1 (COX-1) (264). Although NSAIDs use is generally discouraged in individuals with cardiovascular diseases (265), their use may be considered when no other pharmacologic options are available. This should be done only after a thorough evaluation of the potential risks involved. Several special conditions should be considered, in particular:

- Long-term antithrombotic therapy is commonly prescribed in subjects with CVDs. In this setting, NSAID therapy further increases the risk of gastrointestinal bleeding and therefore the use of proton pump inhibitors is recommended (266). It is important to counsel all people who are prescribed NSAIDs along with one or more antithrombotic agents about the potential negative interaction. In people receiving antithrombotic drugs, such as clopidogrel, ticagrelor, and cilostazol, the intake of NSAIDs increases the risk of bleeding;
- Concurrent use of NSAIDs (mainly ibuprofen but also naproxen) may, however, inhibit the antiplatelet effect of aspirin (267), which is commonly prescribed at low doses for primary and secondary prevention of CVDs and therefore increase the risk of ischemic events;

- Among people receiving antithrombotic therapy, the frequent use of NSAIDs is associated with an increased risk of bleeding and increased thrombotic events, even after short-term treatment. Physicians should therefore exercise appropriate caution when prescribing NSAIDs, preferably avoiding them in subjects who have recently experienced myocardial infarction or stroke (268);
- Finally, NSAIDs can increase blood pressure (BP) or interfere with BP control (269,270). There are differences between nonselective NSAIDs with regard to their effect on BP. Indomethacin, naproxen, and ibuprofen have been associated with clinically significant changes in BP and a higher incidence of new-onset hypertension, albeit only if taken on a daily basis (271). We therefore advise against their use in people with hypertension or severe CVDs.

Among the migraine-specific abortive medication available, triptans have significantly changed the treatment landscape for migraines over the past 30 years (57). These drugs are potent agonists of the 5-HT<sub>1B</sub>/1D receptor and, due to their activity on the 5-HT<sub>1B</sub> subtype, can be considered vasoconstrictive agents (272). Widespread concern regarding their potential cardiovascular side effects has limited their use in subjects with cardiovascular or cerebrovascular disease, despite decades of real-life experience showing their safety and effectiveness in people with vascular diseases (273). Moreover, a systematic review of the most relevant observational studies published in 2015 (42) found no association between triptan use and risk of cardiovascular events. This is due to the pathophysiology of vascular diseases, in which the vasoconstrictive mechanism plays a minor role (274). Additionally, a cohort study conducted by Hall et al. in 2004, which included 63,575 subjects with migraine, 13,664 of whom treated with a triptan, did not find any connection between triptan prescription and stroke, other cardiovascular incidents, or mortality (275). It should be noted, however, that the subjects who received triptans were classified as having a low cardio or cerebrovascular risk, which limits the certainty of these findings.

As summarized in Online Supplementary Table 16S, existing guidelines and guidance documents recommend against triptan use in subjects with hemiplegic migraine, basilar migraine, recent ischemic stroke, ischemic heart disease, vasospastic angina, and uncontrolled hypertension. The lack of evidence that triptans increase the risk of heart attacks or stroke should be acknowledged (276).

DHE is an ergot alkaloid that acts on serotonergic (5HT-1A, -1B, 1F, -2A, and -2C), dopaminergic (DA-1 and -2) and adrenergic (alpha-1 and -2) receptors. DHE has a prominent vasoconstriction effect and affects

extracranial vessels more than the intracranial ones, with no significant effects on cerebral blood flow (277). Intense consumption of ergot derivatives may be associated with an increased risk of serious ischemic complications including ergotism and therefore DHE is contraindicated in individuals with CVDs (278).

Lasmiditan is a selective serotonin 5H-1F receptor agonist, part of the ditan class. It has been shown to be effective in the acute treatment of migraine attacks, even in people with cardiovascular risk factors (279). Available evidence suggests that lasmiditan has a low risk of cardiovascular side effects, due to its lack of vasoconstrictive properties (280) and can thus be prescribed in individuals with comorbid CVDs (281).

Due to its vasodilating properties, calcitonin gene-related peptide (CGRP) plays an important role not only in migraine but also in physiological and pathological cardiovascular conditions. Antagonising the CGRP receptor for the acute treatment of migraine is now possible using second and third generation gepants, such as ubrogepant, rimegepant, and zavegepant (282). Specifically, gepants have demonstrated efficacy in relieving migraine in clinical trials without causing direct vasoconstriction, and there is no contraindication in their labels to use in people with stroke or myocardial infarction (283,284). Consequently, at this time, there is insufficient evidence that gepants should be avoided in those with CVDs including stroke or myocardial infarction. Vasodilation may be an important CGRP-mediated mechanism of ischemia, especially in people with small vessel disease, therefore CGRP antagonists should be used with caution in this context (285).

Guidelines have started to include comments on gepant use including those released by the American Headache Society or the Taiwan Headache Society, which highlighted that gepants do not cause vasoconstriction, hence they could be used in the subjects with cardiovascular contraindications to triptans. The German Headache Society is taking the contrary position and advising caution in their use. Overall, it is wise to carefully consider the use of gepants in people with a high risk of vascular accident or who are already presenting symptoms of vascular impairment, Raynaud phenomenon or small vessel disease (286).

## Q17 – What are possible treatment approaches to menstrual migraine?

### Recommendations

#### Optimal.

In women with menstrual migraine we suggest non-steroidal anti-inflammatory drugs or triptans

as first-line drugs. The combination of triptans with non-steroidal anti-inflammatory drugs, or triptans with antiemetics, as well as of non-steroidal anti-inflammatory drugs with antiemetics can be used in case of failure of individual drugs.

Lasmiditan and gepants may represent an additional option to consider.

If these options are not successful, we suggest short-term prevention\* with naproxen or frovatriptan in women with regular cycles.

When all of the above are ineffective, hormonal treatment with a continuous regimen of combined hormonal contraceptives or progesterone-only contraceptives can be considered in migraine without aura, as well as a lower threshold of monthly headache days to start regular preventive treatment.

#### Essential.

In women with menstrual migraine we suggest non-steroidal anti-inflammatory drugs or triptans as first-line drugs. The combination of triptans with non-steroidal anti-inflammatory drugs, or triptans with antiemetics, as well as of non-steroidal anti-inflammatory drugs with antiemetics can be used in case of failure of individual drugs.

In case of failure of the above, in women with regular cycles, we suggest short-term prevention\* with naproxen or, if available, frovatriptan.

When all of the above are ineffective, hormonal treatment with a continuous regimen of combined hormonal contraceptives or progesterone-only contraceptives (if available) can be considered in migraine without aura, as well as a lower threshold to start regular preventive treatment.

*\*Short-term prevention should be started 2–3 days prior to the first day of menses and continued during menstruation.*

**Background.** Menstrual migraine includes pure menstrual migraine (MM) and menstrually related migraine (MRM), which may occur with or without aura. Changes in hormone levels, typically oestrogens, are associated with both MM (occurring exclusively on day  $1 \pm 2$  [i.e., days  $-2$  to  $+3$  of menstruation]) in at



least two out of three menstrual cycles and at no other times of the cycle) and MRM (occurring on day  $1 \pm 2$  [i.e., days  $-2$  to  $+3$ ] of menstruation in at least two out of three menstrual cycles, and additionally at other times of the cycle) (6,287). MM most frequently occurs in the second decade of life around the onset of menarche but may change over a woman's reproductive cycle. MM prevalence varies from 4% to 70% of women with migraine, peaking around 40 years and declining towards menopause (288).

MM tends to be more severe (with associated nausea and vomiting, photophobia and phonophobia), longer lasting, more disabling and refractory to treatment than non-MM attacks (289). A headache diary is important in the diagnosis of MM. Prospective documentation of headache days, the severity of attacks, and the relationship of headaches to menses is critical. Acute treatment has proven effective in randomized clinical trials. In women with regular menstrual periods, the short-term preventive treatment is a reasonable approach (see below) (290).

#### Evidence

**Pharmacologic therapy.** Acute treatment options used for all types of migraines can also be used to treat MM. Barring contraindications, most people should be prescribed migraine-specific agents (triptans) as first-line therapy (290). Other treatment options include various analgesics and antiemetic agents, NSAIDs, COX-2 inhibitors and ergot derivatives, and some guidelines include them all (291). Combination drugs could be used for those in whom monotherapy does not work effectively.

Several studies evaluating triptans for the acute treatment of MM showed good evidence for sumatriptan and combination sumatriptan-naproxen (85–500 mg), zolmitriptan, rizatriptan, frovatriptan, or almotriptan with pain relief at 1–4 hours and a responder rate ranging from 30% to 81% (289). Various triptans can be recommended for treating MM attacks, particularly long-lasting triptans such as frovatriptan and naratriptan (292–294). These can also be prescribed as a short-term prevention, to be started two days before the expected first day of menstruation and continued for five days (188).

Combination therapies should also be recommended due to their good response, high tolerance and accessibility. Common combinations of drugs include a triptan with an NSAID (such as sumatriptan 85 mg and naproxen sodium 500 mg), or an NSAID or acetaminophen with metoclopramide. DHE 2 mg nasal spray may also be offered (295–298).

A post-hoc analysis of two RCTs found that treatment of perimenstrual migraine attacks with lasmiditan was associated with freedom from migraine pain at two

hours, early onset of efficacy, and sustained efficacy. Lasmiditan 200 mg produced the best effect compared to other doses, particularly among subjects with migraine with cardiovascular or asymptomatic cerebrovascular disease (299). Ditans exert central inhibitory effects, which may impair the patient's ability to assess their driving competence and the extent of drug-induced harm. Patients should be advised to refrain from driving for at least eight hours after taking the medication (40).

**Short-term prevention of menstrual migraine.** Women suffering from MM who do not receive a complete benefit from abortive therapies may be candidates for preventive treatment. Women with a regular menstrual cycle and MM may benefit from short-term prevention with drugs administered a few days before the start of, and continuing through, menses. Naproxen sodium proved superior to placebo in reducing the impact of MM in two RCTs (300,301). Mefenamic acid (500 mg three times daily) may be considered for the treatment of MM (302). Gastrointestinal side effects may limit NSAID use in some subjects.

Triptans have been used for the short-term prevention of menstrual migraine but are not approved for the indication. Naratriptan (1 mg bid per day for five days starting two days prior to the expected onset of menses) and frovatriptan (2.5 mg bid given for six days perimenstrually) showed superiority over placebo (26,293,303–305). There is also some evidence for oestrogen replacement therapy using, for instance, transdermal estradiol ( $<100$  ug given for six days perimenstrually as a gel or a patch) (306,307). The evidence is however inconclusive as another study failed to detect efficacy of hormone replacement with respect to attack frequency during the whole menstrual cycle (308).

The recommendations and statements addressing the treatment of MM in the guidelines and guidance documents assessed in this manuscript are reported in Online Supplementary Table 17S.

#### Authors' Note

Please note that the reference list also includes material cited within the Supplemental Material.

#### Declaration of conflicting interests

The authors declared the following potential conflicts of interest with respect to the research, authorship, and/or publication of this article:

Francesca Puledda declares speaker and consultancy fees from TEVA.

Simona Sacco declares grants/contracts, consulting fees or honoraria from Novartis, Uriach, Allergan-AbbVie, Teva, Lilly, Lundbeck, Pfizer, NovoNordisk, Abbott, AstraZeneca, Pfizer.

Hans-Christoph Diener received honoraria for participation in clinical trials, contribution to advisory boards or oral presentations from: AbbVie, Lilly, Lundbeck, Novartis, Pfizer, Teva and WebMD. The German Research Council (DFG) supports headache research by HCD. HCD serves on the editorial boards of *Cephalalgia*, *Lancet Neurology* and *Drugs*. Messoud Ashina is a consultant, speaker, or scientific advisor for AbbVie, Amgen, Astra Zeneca, Eli Lilly, GlaxoSmithKline, Lundbeck, Novartis, Pfizer, and Teva; a primary investigator for ongoing AbbVie and Pfizer trials; and is the past president of the International Headache Society. MA is supported through the Lundbeck Foundation Professor Grant (R310-2018-3711) and received institutional research grant from Lundbeck and Novartis. MA serves as associate editor of the *Journal of Headache and Pain*, and associate editor of *Brain*.

Sait Ashina has received honoraria for consulting from Allergan/AbbVie, Eli Lilly, Impel NeuroPharma, Linpharma, Lundbeck, Pfizer, Satsuma, Teva, Theranica. SA is an Associate Editor for *Neurology Reviews*, *BMC Neurology*, and *Frontiers in Neurology*, and serves on the Editorial Board for the *Journal of Headache and Pain*. SA serves as a Trustee on the Board of the International Headache Society and is a member of the Education Committee of the International Headache Society.

Eric Liebler declares consulting fees from ElectroCore, Inc. Andrea Cipriani is supported by the National Institute for Health Research (NIHR) Oxford Cognitive Health Clinical Research Facility, by an NIHR Research Professorship (grant RP-2017-08-ST2-006), by the NIHR Oxford and Thames Valley Applied Research Collaboration and by the NIHR Oxford Health Biomedical Research Centre (grant NIHR203316). The views expressed are those of the authors and not necessarily those of the UK National Health Service, the NIHR, or the UK Department of Health.

Min Kyung Chu was a site investigator for a multicenter trial sponsored by Biohaven Pharmaceuticals, Allergan Korea, and Ildong Pharmaceutical Company. He received lecture honoraria from Eli Lilly and Company, Handok-Teva, and Ildong Pharmaceutical Company over the past 24 months. He received grants from Yonsei University College of Medicine (6-2021-0229), the Korea Health Industry Development Institute (KHIDI) (Grant No.: HV22C0106), and a National Research Foundation of Korea (NRF) grant.

Alexandra Cocores declares grants/contracts from AbbVie, Eli Lilly, Rehaler.

Esme Ekizoğlu declares honoraria from Allergan-AbbVie.

David Garcia-Azorin declares grants/contracts from Carlos III Research and Castilla and Leon Regional Health, consulting fees from Eli-Lilly, WHO, Lundbeck or honoraria from AbbVie, Teva, Novartis, Pfizer.

Carl Göbel declares honoraria from Fielmann AG and German Society for the Study of Pain.

Maria Teresa Goicochea, personal fees as speaker or advisory board and/or non-financial support from Pfizer, AbbVie and Teva.

Amr Hassan declares consulting fees or honoraria from Novartis, Sanofi Genzyme, Biologix, Merck, Hikma Pharma, Janssen, Inspire Pharma, Future Pharma, Elixir

pharma, Allergan, Merck, Biologix, Roche, Bayer, Chemipharm, Al Andalus, and Clavita pharm.

Koichi Hirata declares consulting fees from Otsuka Pharma, and honoraria from Amgen Astellas BioPharma KK, Daiichi Sankyo, Eisai, Eli Lilly Japan KK, MSD, Otsuka Pharma, Pfizer Japan, and Sawai Pharma.

Jan Hoffmann declares grants/contracts from Bristol Myers Squibb, IHS, National Institute of Health and Care Research (NIHR), Medical Research Council (MRC) and Migraine Trust, consulting fees or honoraria from AbbVie, Cannovex, Eli Lilly, Novartis, Teva, Allergan, Chordate Medical AB, Lundbeck, Sanofi, MD Horizonte, Pfizer, Sage, NEJM Journal Watch Neurology, Oxford University Press, Quintessence Publishing, Springer Healthcare. He holds stock options from Chordate Medical AB.

Bronwyn Jenkins declares honoraria from Allergan/AbbVie, Eli-Lilly, Novartis, Pfizer, Teva, Viatrix.

Katharina Kamm declares grants/contracts from the German Headache and Migraine Society, Novartis, consulting fees from Hormosan, and honoraria from Lundbeck, TEVA, derCampus, Novartis.

Mi Ji Lee declares consulting fees or honoraria from Eli-Lilly, Lundbeck, Pfizer, NuEyne Co, Teva AbbVie, SK Chemical, CKD Pharma, and YuYu.

Marco Lisicki declares honoraria from Teva, AbbVie, Novartis, Pfizer and Allergan.

Daniele Martinelli declares honoraria from AbbVie and Lundbeck.

Teshamae S. Monteith has the following disclosures over the past 3 years: clinical trial site principal investigator for studies sponsored by Eli Lilly and AbbVie (all paid to the institution), participation in an advisory board/consultancy for AbbVie, Teva, Linpharma, e-Neura, Novartis, Merz, and Pfizer, Educational grant from Amgen and AbbVie, personal fees from Medscape, Massachusetts Medical Society, American Headache Society, American Academy of Neurology, Neurodiem, Academic CME, AbbVie, Novartis, unpaid co-author for research funded by AbbVie, Pfizer/Biohaven, and Theranica. She is an associate editor for *Cephalalgia* and *Continuum Audio*, and is on the editorial board for *Neurology*, *American Migraine Foundation*, and *Brain and Life Magazine*. TSM has provided unpaid service on the board of directors for the International Headache Society (2021–2023) and currently on the executive board for the Florida Society of Neurology.

Raffaele Ornello declares grants/contracts from Novartis, consulting fees/honoraria from Eli Lilly, AbbVie, Pfizer, and Teva.

Aynur Ozge declares consulting fees or honoraria from AbbVie Lilly, Teva, Abdi Ibrahim, İlko and Drogan.

Mario Peres accepted honoraria for lectures, presentations, speakers bureaus, manuscript writing and educational events from Pfizer, Teva, AbbVie-Allergan, Lundbeck. Accepted travel support from Teva. Participated in advisory boards, AbbVie-Allergan, Eli Lilly, Pfizer, Kenvue, Eurofarma, Sanofi-Aventis. Mario Peres is president of ABRACES.

Patricia Pozo-Rosich declares grants/contracts from ERANet Neuron, Instituto Salud Carlos III, Novartis, Teva and AbbVie and consulting fees or honoraria from AbbVie,

Almirall, Eli Lilly, Lundbeck Medscape, Novartis, Pfizer, Teva.

Todd J. Schwedt declares grants/contracts with AHA, Amgen, Henry Jackson Foundation, NIH, Patient Centered Outcomes Research Institute, Pfizer, Spark Neuro, US Dept. of Defense, AMF, NHF and Mayo Clinic with consulting fees from AbbVie, Allergan, Amgen, Axsome, Bidelivery Science, Biohaven, Click Therapeutics, Collegium, Eli Lilly, Equinox, Ipsen, Unpharma, Lundbeck, Novartis, Satsuma, Scilex, Theranica, and Tonix.

Marcio Nattan P. Souza declares consulting fees or honoraria from Teva, Libbs, Pfizer, Sandoz, Lundbeck, Allergan/AbbVie, Lilly.

Tsubasa Takizawa declares grants/research funds from Eli Lilly, Pfizer and Tsumura and advisory/consulting fees and/or honoraria from Eli Lilly, Daiichi Sankyo, Otsuka, Amgen, Teijin, Pfizer, Kyowa Kirin, Elsay, Kowa, UCB Japan, Takeda, and Santen Pharma.

Gisela M. Terwindt declares grants/contracts from European Community, Dutch Heart Foundation, IRRF, Dioraphte and Dutch Brain Council with consulting fees or honoraria from Novartis, Lilly, Teva, AbbVie/Allergan, Lundbeck, Pfizer, Spring Media, Ashfield MedComms, Remedica Cygnea.

Nicolas Vandenbussche declares consulting fees or honoraria from Pfizer, AbbVie, Novartis, Teva, Babinski VZW, ACREHAB UGent.

Shuu-Jiun Wang declares honoraria from AbbVie, Pfizer and Biogen.

Cristina Tassorelli declares grants/contracts from AbbVie with consulting fees or honoraria from Eli Lilly, Dompé, Teva, Lundbeck, Pfizer, Medscape.

All remaining authors report no disclosures or conflicts of interest.

## Funding


The authors received no financial support for the research, authorship, and/or publication of this article.

## ORCID iDs

Francesca Puledda  <https://orcid.org/0000-0002-1933-4049>  
Hans-Christoph Diener  <https://orcid.org/0000-0002-6556-8612>


Sait Ashina  <https://orcid.org/0000-0003-3973-6640>


Min Kyung Chu  <https://orcid.org/0000-0001-6221-1346>


David Garcia-Azorin  <https://orcid.org/0000-0002-3132-1064>


Jan Hoffmann  <https://orcid.org/0000-0002-2103-9081>

Katharina Kamm  <https://orcid.org/0000-0002-1891-1799>


Mi Ji Lee  <https://orcid.org/0000-0003-1364-1969>


Yu-Hsiang Ling  <https://orcid.org/0000-0003-2360-0693>

Daniele Martinelli  <https://orcid.org/0000-0001-6355-7947>


Teshamae S. Monteith  <https://orcid.org/0000-0001-8912-252X>


Raffaele Ornello  <https://orcid.org/0000-0001-9501-4031>


Mario Peres  <https://orcid.org/0000-0002-0068-1905>


Patricia Pozo-Rosich  <https://orcid.org/0000-0003-0796-4702>


Marcio Nattan P. Souza  <https://orcid.org/0000-0003-4841-4491>

Janu Thuraiayah  <https://orcid.org/0000-0002-7166-0976>

Mansoureh Togha  <https://orcid.org/0000-0002-9368-6835>

Shuu-Jiun Wang  <https://orcid.org/0000-0001-5179-5358>

Shengyuan Yu  <https://orcid.org/0000-0001-8933-088X>

Cristina Tassorelli  <https://orcid.org/0000-0003-1513-2113>

## References

- World Health Organization. World Health Organization Model List of Essential Medicines, <https://www.who.int/publications/i/item/WHO-MHP-HPS-EML-2023.02>. (2023, accessed 8 January 2024).
- Smith KA, Blease C, Faurholt-Jepsen M, et al. Digital mental health: challenges and next steps. *BMJ Mental Health* 2023; 26: e300670.
- Ferrari MD, Goadsby PJ, Roon KI, et al. Triptans (serotonin, 5-HT<sub>1B/1D</sub> agonists) in migraine: detailed results and methods of a meta-analysis of 53 trials. *Cephalalgia* 2002; 22: 633–658.
- Bates D, Ashford E, Dawson R, et al. Subcutaneous sumatriptan during the migraine aura. *Neurology* 1994; 44: 1587–1592.
- Olesen J, Diener HC, Schoenen J, et al. No effect of eletriptan administration during the aura phase of migraine. *Eur J Neurol* 2004; 11: 671–677.
- Headache Classification Committee of the International Headache Society (IHS) The International Classification of Headache Disorders, 3rd edition. *Cephalalgia* 2018; 38: 1–211.
- Vandenbussche N, Laterza D, Lisicki M, et al. Medication-overuse headache: a widely recognized entity amidst ongoing debate. *J Headache Pain* 2018; 19: 50.
- Diener HC, Dodick D, Evers S, et al. Pathophysiology, prevention, and treatment of medication overuse headache. *Lancet Neurol* 2019; 18: 891–902.
- Williams P, Dowson AJ, Rapoport AM, et al. The cost effectiveness of stratified care in the management of migraine. *Pharmacoeconomics* 2001; 19: 819–829.
- Sculpher M, Millson D, Meddis D, et al. Cost-effectiveness analysis of stratified versus stepped care strategies for acute treatment of migraine: The Disability in Strategies for Care (DISC) Study. *Pharmacoeconomics* 2002; 20: 91–100.
- Diamond ML, Hettiarachchi J, Hilliard B, et al. Effectiveness of eletriptan in acute migraine: primary care for Excedrin nonresponders. *Headache* 2004; 44: 209–216.
- Misra UK, Kalita J, Yadav RK. Rizatriptan vs. ibuprofen in migraine: a randomised placebo-controlled trial. *J Headache Pain* 2007; 8: 175–179.
- Tfelt-Hansen P, Henry P, Mulder LJ, et al. The effectiveness of combined oral lysine acetylsalicylate and metoclopramide compared with oral sumatriptan for migraine. *Lancet (Lond, Eng)* 1995; 346: 923–926.
- CJ. Thomson for The Oral Sumatriptan and Aspirin plus Metoclopramide Comparative Study Group. A study to compare oral sumatriptan with oral aspirin

- plus oral metoclopramide in the acute treatment of migraine. *Eur Neurol* 1992; 32: 177–184.
15. Diener HC, Eikermann A, Gessner U, et al. Efficacy of 1,000 mg effervescent acetylsalicylic acid and sumatriptan in treating associated migraine symptoms. *Eur Neurol* 2004; 52: 50–56.
  16. Diener HC, Bussone G, de Liano H, et al. Placebo-controlled comparison of effervescent acetylsalicylic acid, sumatriptan and ibuprofen in the treatment of migraine attacks. *Cephalalgia* 2004; 24: 947–954.
  17. Smith TR, Sunshine A, Stark SR, et al. Sumatriptan and naproxen sodium for the acute treatment of migraine. *Headache* 2005; 45: 983–991.
  18. Brandes JL, Kudrow D, Stark SR, et al. Sumatriptan-naproxen for acute treatment of migraine: a randomized trial. *JAMA* 2007; 297: 1443–1454.
  19. Dib M, Massiou H, Weber M, et al. Efficacy of oral ketoprofen in acute migraine: a double-blind randomized clinical trial. *Neurology* 2002; 58: 1660–1665.
  20. Geraud G, Compagnon A, Rossi A, et al. Zolmitriptan versus a combination of acetylsalicylic acid and metoclopramide in the acute oral treatment of migraine: a double-blind, randomised, three-attack study. *Eur Neurol* 2002; 47: 88–98.
  21. Derry S, Rabbie R, Moore RA. Diclofenac with or without an antiemetic for acute migraine headaches in adults. *Cochrane Database Syst Rev* 2012; 2: CD008783.
  22. Evers S, Afra J, Frese A, et al. EFNS guideline on the drug treatment of migraine—revised report of an EFNS task force. *Eur J Neurol* 2009; 16: 968–981.
  23. Worthington I, Pringsheim T, Gawel MJ, et al. Canadian Headache Society Guideline: Acute drug therapy for migraine headache. *Can J Neurol Sci* 2013; 40: S1–S3.
  24. Steiner TJ, Jensen R, Katsarava Z, et al. Aids to management of headache disorders in primary care (2nd edition): on behalf of the European Headache Federation and Lifting The Burden: the Global Campaign against Headache. *J Headache Pain* 2019; 20: 57.
  25. Schytz HW, Amin FM, Jensen RH, et al. Reference programme: diagnosis and treatment of headache disorders and facial pain. Danish Headache Society, 3rd edition, 2020. *J Headache Pain* 2021; 22: 22.
  26. Diener HC, Förderreuther S, Kropp P. Treatment of migraine attacks and preventive treatment of migraine (English): Deutsche Gesellschaft für Neurologie (Hrsg.), [https://ihs-headache.org/wp-content/uploads/2023/06/DMKG\\_Treatment-of-migraine-attacks-and-preventive-treatment-of-migraine-2022.pdf](https://ihs-headache.org/wp-content/uploads/2023/06/DMKG_Treatment-of-migraine-attacks-and-preventive-treatment-of-migraine-2022.pdf) (2022, accessed 8 January 2024).
  27. Antonaci F, Ghiotto N, Wu S, et al. Recent advances in migraine therapy. *SpringerPlus* 2016; 5: 637.
  28. Loder E. Triptan therapy in migraine. *NEJM* 2010; 363: 63–70.
  29. Derry CJ, Derry S, Moore RA. Sumatriptan (oral route of administration) for acute migraine attacks in adults. *Cochrane Database Syst Rev* 2012; 2012: CD008615.
  30. Sacco S, Lampl C, Amin FM, et al. European Headache Federation (EHF) consensus on the definition of effective treatment of a migraine attack and of triptan failure. *J Headache Pain* 2022; 23: 133.
  31. Winner P, Landy S, Richardson M, et al. Early intervention in migraine with sumatriptan tablets 50 mg versus 100 mg: A pooled analysis of data from six clinical trials. *Clin Therap* 2005; 27: 1785–1794.
  32. Derry CJ, Derry S, Moore RA. Sumatriptan (intranasal route of administration) for acute migraine attacks in adults. *Cochrane Database Syst Rev* 2012; 2012: CD009663.
  33. Goadsby PJ, Ferrari MD, Olesen J, et al. Eletriptan in acute migraine: A double-blind, placebo-controlled comparison to sumatriptan. *Neurology* 2000; 54: 156–163.
  34. Bird S, Derry S, Moore RA. Zolmitriptan for acute migraine attacks in adults. *Cochrane Database Syst Rev* 2014; 2014: CD008616.
  35. Nierenburg HdC, Ailani J, Malloy M, et al. Systematic review of preventive and acute treatment of menstrual migraine. *Headache* 2015; 55: 1052–1071.
  36. Rapoport AM, Tepper SJ, Bigal ME, et al. The triptan formulations: How to match patients and products. *CNS Drugs* 2003; 17: 431–447.
  37. Adelman JU, Belsey J. Meta-analysis of oral triptan therapy for migraine: number needed to treat and relative cost to achieve relief within 2 hours. *J Managed Care Pharmacy* 2003; 9: 45–52.
  38. Charlesworth B, Dowson AJ. Review of zolmitriptan and its clinical applications in migraine. *Exp Op Pharmacotherapy* 2002; 3: 993–1005.
  39. Headaches in over 12s: diagnosis and management. London: National Institute for Health and Care Excellence (NICE). 2021. (NICE Guideline, No. 150). Available from: <https://www.ncbi.nlm.nih.gov/books/NBK553317/>.
  40. Ailani J, Burch RC, Robbins MS. The American Headache Society Consensus Statement: Update on integrating new migraine treatments into clinical practice. *Headache* 2021; 61: 1021–1039.
  41. Diener H-C, Tassorelli C, Dodick DW, et al. Guidelines of the International Headache Society for controlled trials of acute treatment of migraine attacks in adults: Fourth edition. *Cephalalgia* 2019; 39: 687–710.
  42. Cameron C, Kelly S, Hsieh SC, et al. Triptans in the acute treatment of migraine: a systematic review and network meta-analysis. *Headache* 2015; 55: 221–235.
  43. Olesen J, Diener HC, Schoenen J, et al. No effect of eletriptan administration during the aura phase of migraine. *Eur J Neurol* 2004; 11: 671–677.
  44. Burstein R, Jakubowski M. Managing migraine associated with sensitization. *Handb Clin Neurol* 2010; 97: 207–215.
  45. Volans GN. Absorption of effervescent aspirin during migraine. *Br Med J* 1974; 4: 265–268.
  46. British Association for the Study of Headache. Headache Management System for Adults 2019, <https://headache.org.uk/wp-content/uploads/2023/02/bash-guideline-2019.pdf> (2019, accessed 12 May 2023).

47. Derry CJ, Derry S, Moore RA. Sumatriptan (all routes of administration) for acute migraine attacks in adults - overview of Cochrane reviews. *Cochrane Database Syst Rev* 2014; 2014: CD009108.
48. Tfelt-Hansen P. Optimal balance of efficacy and tolerability of oral triptans and telcagepant: a review and a clinical comment. *J Headache Pain* 2011; 12: 275–280.
49. Cortelli P, Allais G, Tullo V, et al. Frovatriptan versus other triptans in the acute treatment of migraine: pooled analysis of three double-blind, randomized, cross-over, multicenter, Italian studies. *Neurol Sci* 2011; 32: S95–98.
50. Dahlof CG. Infrequent or non-response to oral sumatriptan does not predict response to other triptans—review of four trials. *Cephalalgia* 2006; 26: 98–106.
51. Toward Optimized Practice (TOP) Headache Working Group. Primary care management of headache in adults: clinical practice guideline: 2nd edition, <http://www.topalbertadoctors.org/cpgs/10065> (2016, accessed 8 January 2024)
52. SIGN 155. Pharmacological management of migraine. A national clinical guideline, <https://www.sign.ac.uk/media/2077/sign-155-migraine-2023-update-v3.pdf>. (accessed 8 January 2024).
53. American Headache Society. The American Headache Society position statement on integrating new migraine treatments into clinical practice. *Headache* 2019; 59: 1–18.
54. Dowson A, Ball K, Haworth D. Comparison of a fixed combination of domperidone and paracetamol (Domperamol) with sumatriptan 50 mg in moderate to severe migraine: a randomised UK primary care study. *Curr Med Res Opin* 2000; 16: 190–197.
55. Kirthi V, Derry S, Moore RA. Aspirin with or without an antiemetic for acute migraine headaches in adults. *Cochrane Database Syst Rev* 2013; 2013: CD008041.
56. Schulman EA, Dermott KF. Sumatriptan plus metoclopramide in triptan-nonresponsive migraineurs. *Headache* 2003; 43: 729–733.
57. VanderPluym JH, Halker Singh RB, Urtecho M, et al. Acute treatments for episodic migraine in adults: a systematic review and meta-analysis. *JAMA* 2021; 325: 2357–2369.
58. Asadollahi S, Heidari K, Vafae R, et al. Promethazine plus sumatriptan in the treatment of migraine: a randomized clinical trial. *Headache* 2014; 54: 94–108.
59. Mogollón JEA. Olanzapine as an add-on treatment in migraine status: A randomized double-blind, placebo-controlled, pilot study. *Eur J Psychiat* 2012; 26: 260–265.
60. Orr SL, Aube M, Becker WJ, et al. Canadian Headache Society systematic review and recommendations on the treatment of migraine pain in emergency settings. *Cephalalgia* 2015; 35: 271–284.
61. Vécsei L, Szok D, Nyári A, et al. Treating status migrainosus in the emergency setting: what is the best strategy? *Expert Opin Pharmacother* 2018; 19: 1523–1531.
62. Araki N, Takeshima T, Ando N, et al. Clinical practice guideline for chronic headache 2013. *Neurol Clin Neurosci* 2019; 7: 231–259.
63. Whyte C, Tepper SJ, Evans RW. Expert opinion: Rescue me: rescue medication for migraine. *Headache* 2010; 50: 307–313.
64. Becker WJ. Acute migraine treatment in adults. *Headache* 2015; 55: 778–793.
65. Marmura MJ, Silberstein SD, Schwedt TJ. The acute treatment of migraine in adults: the american headache society evidence assessment of migraine pharmacotherapies. *Headache* 2015; 55: 3–20.
66. Tfelt-Hansen PC. Delayed absorption of many (paracetamol, aspirin, other NSAIDs and zolmitriptan) but not all (sumatriptan, rizatriptan) drugs during migraine attacks and most likely normal gastric emptying outside attacks. A review. *Cephalalgia* 2017; 37: 892–901.
67. Becker WJ. The premonitory phase of migraine and migraine management. *Cephalalgia* 2013; 33: 1117–1121.
68. Orr SL, Friedman BW, Christie S, et al. Management of adults with acute migraine in the emergency department: The American Headache Society evidence assessment of parenteral pharmacotherapies. *Headache* 2016; 56: 911–940.
69. Thomas MC, Musselman ME, Shewmaker J. Droperidol for the treatment of acute migraine headaches. *Ann Pharmacother* 2015; 49: 233–240.
70. Law S, Derry S, Moore RA. Sumatriptan plus naproxen for the treatment of acute migraine attacks in adults. *Cochrane Database Syst Rev* 2016; 4: Cd008541.
71. Yang LP. Sumatriptan/naproxen sodium: a review of its use in adult patients with migraine. *Drugs* 2013; 73: 1339–1355.
72. Syed YY. Sumatriptan/naproxen sodium: a review in migraine. *Drugs* 2016; 76: 111–121.
73. Winner P, Linder S, Hershey AD. Consistency of response to sumatriptan/naproxen sodium in a randomized placebo-controlled, cross-over study for the acute treatment of migraine in adolescence. *Headache* 2015; 55: 519–528.
74. Li D, Abreu J, Tepper SJ. A brief review of gepants. *Curr Pain Headache Rep* 2023; 27: 479–488.
75. Puledda F, Younis S, Huessler E-M, et al. Efficacy, safety and indirect comparisons of lasmiditan, rimegepant, and ubrogepant for the acute treatment of migraine: A systematic review and network meta-analysis of the literature. *Cephalalgia* 2023; 43: 3331024231151419.
76. Kuca B, Silberstein SD, Wietecha L, et al. Lasmiditan is an effective acute treatment for migraine: A phase 3 randomized study. *Neurology* 2018; 91: e2222–e32.
77. Goadsby PJ, Wietecha LA, Dennehy EB, et al. Phase 3 randomized, placebo-controlled, double-blind study of lasmiditan for acute treatment of migraine. *Brain* 2019; 142: 1894–1904.
78. Ashina M, Reuter U, Smith T, et al. Randomized, controlled trial of lasmiditan over four migraine attacks: Findings from the CENTURION study. *Cephalalgia* 2021; 41: 294–304.
79. Lipton RB, Lombard L, Ruff DD, et al. Trajectory of migraine-related disability following long-term treatment with lasmiditan: results of the GLADIATOR study. *J Headache Pain* 2020; 21: 20.

80. Brandes JL, Klise S, Krege JH, et al. Interim results of a prospective, randomized, open-label, Phase 3 study of the long-term safety and efficacy of lasmiditan for acute treatment of migraine (the GLADIATOR study). *Cephalalgia* 2019; 39: 1343–1357.
81. Ashina M, Roos C, Li LQ, et al. Long-term treatment with lasmiditan in patients with migraine: Results from the open-label extension of the CENTURION randomized trial. *Cephalalgia* 2023; 43: 3331024231161745.
82. Clemow DB, Johnson KW, Hochstetler HM, et al. Lasmiditan mechanism of action – review of a selective 5-HT<sub>1F</sub> agonist. *J Headache Pain* 2020; 21: 71.
83. Dodick DW, Lipton RB, Ailani J, et al. Ubrogapant for the treatment of migraine. *NEJM* 2019; 381: 2230–2241.
84. Lipton RB, Dodick DW, Ailani J, et al. Effect of ubrogapant vs placebo on pain and the most bothersome associated symptom in the acute treatment of migraine: The ACHIEVE II randomized clinical trial. *JAMA* 2019; 322: 1887–1898.
85. Ailani J, Lipton RB, Hutchinson S, et al. Long-term safety evaluation of ubrogapant for the acute treatment of migraine: phase 3, randomized, 52-week extension trial. *Headache* 2020; 60: 141–152.
86. Lipton RB, Croop R, Stock EG, et al. Rimegepant, an oral calcitonin gene-related peptide receptor antagonist, for migraine. *NEJM* 2019; 381: 142–149.
87. Croop R, Goadsby PJ, Stock DA, et al. Efficacy, safety, and tolerability of rimegepant orally disintegrating tablet for the acute treatment of migraine: a randomised, phase 3, double-blind, placebo-controlled trial. *Lancet* 2019; 394: 737–745.
88. Johnston K, Harris L, Powell L, et al. Monthly migraine days, tablet utilization, and quality of life associated with Rimegepant – post hoc results from an open label safety study (BHV3000–201). *J Headache Pain* 2022; 23: 10.
89. Lipton RB, Croop R, Stock DA, et al. Safety, tolerability, and efficacy of zavegepant 10 mg nasal spray for the acute treatment of migraine in the USA: a phase 3, double-blind, randomised, placebo-controlled multicentre trial. *Lancet Neurol* 2023; 22: 209–217.
90. Silberstein SD, Kori SH. Dihydroergotamine: a review of formulation approaches for the acute treatment of migraine. *CNS Drugs* 2013; 27: 385–394.
91. Silberstein SD, McCrory DC. Ergotamine and dihydroergotamine: history, pharmacology, and efficacy. *Headache* 2003; 43: 144–166.
92. Ashina M, Buse DC, Ashina H, et al. Migraine: integrated approaches to clinical management and emerging treatments. *Lancet* 2021; 397: 1505–1518.
93. Tfelt-Hansen P, Saxena PR, Dahlöf C, et al. Ergotamine in the acute treatment of migraine: A review and European consensus. *Brain* 2000; 123: 9–18.
94. Meyler W. Side effects of ergotamine. *Cephalalgia* 1996; 16: 5–10.
95. Aurora SK, Rozen TD, Kori SH, et al. A randomized, double blind, placebo-controlled study of MAP0004 in adult patients with migraine. *Headache* 2009; 49: 826–837.
96. Aurora SK, Silberstein SD, Kori SH, et al. MAP0004, orally inhaled DHE: a randomized, controlled study in the acute treatment of migraine. *Headache* 2011; 51: 507–517.
97. Diener H-C, Jansen J-P, Reches A, et al. Efficacy, tolerability and safety of oral eletriptan and ergotamine plus caffeine (Cafergot®) in the acute treatment of migraine: a multicentre, randomised, double-blind, placebo-controlled comparison. *Eur Neurol* 2002; 47: 99–107.
98. Hakkarainen H, Allonen H. Ergotamine vs. metoclopramide vs. their combination in acute migraine attacks. *Headache* 1982; 22: 10–12.
99. Hakkarainen H, Gustafsson B, Stockman O. A comparative trial of ergotamine tartrate, acetyl salicylic acid and a dextropropoxyphene compound in acute migraine attacks. *Headache* 1978; 18: 35–39.
100. Hakkarainen H, Vapaatalo H, Gothoni G, et al. Tolfenamic acid is as effective as ergotamine during migraine attacks. *Lancet* 1979; 314: 326–328.
101. Humphrey P, Feniuk W, Marriott A, et al. A randomized, double-blind comparison of sumatriptan and cafergot in the acute treatment of migraine. *Eur Neurol* 1991; 31: 314–322.
102. Kangasniemi P, Kaaja RJ. Ketoprofen and ergotamine in acute migraine. *J Intern Med* 1992; 231: 551–554.
103. Sharma S, Prasad A, Nehru R, et al. Efficacy and tolerability of prochlorperazine buccal tablets in treatment of acute migraine. *Headache* 2002; 42: 896–902.
104. Touchon J, Bertin L, Pilgrim A, et al. A comparison of subcutaneous sumatriptan and dihydroergotamine nasal spray in the acute treatment of migraine. *Neurology* 1996; 47: 361–365.
105. Treves T, Streiffler M, Korczyn A. Naproxen sodium versus ergotamine tartrate in the treatment of acute migraine attacks. *Headache* 1992; 32: 280–282.
106. Treves TA, Kuritzky A, Hering R, et al. Dihydroergotamine nasal spray in the treatment of acute migraine. *Headache* 1998; 38: 614–617.
107. Tulunay FC, Karan O, Aydin N, et al. Dihydroergotamine nasal spray during migraine attacks: a double-blind crossover study with placebo. *Cephalalgia* 1987; 7: 131–133.
108. VanderPluym JH, Singh RBH, Urtecho M, et al. Acute treatments for episodic migraine in adults: a systematic review and meta-analysis. *JAMA* 2021; 325: 2357–2369.
109. Winner P, Ricalde O, Le Force B, et al. A double-blind study of subcutaneous dihydroergotamine vs subcutaneous sumatriptan in the treatment of acute migraine. *Arch Neurol* 1996; 53: 180–184.
110. Vaz JM, Alves BM, Duarte DB, et al. Quality appraisal of existing guidelines for the management of headache disorders by the AGREE II's method. *Cephalalgia* 2022; 42: 239–249.
111. Santos Lasaosa S, Pozo-Rosich P (eds) *Manual de Práctica Clínica en Cefaleas. Recomendaciones Diagnóstico-Terapéuticas de la Sociedad Española de Neurología* 2020. Madrid: Ediciones SEN, 2020.
112. Dodick DW. Triptan nonresponder studies: Implications for clinical practice. *Headache* 2005; 45: 156–162.

113. Burstein R, Collins B, Jakubowski M. Defeating migraine pain with triptans: a race against the development of cutaneous allodynia. *Ann Neurol* 2004; 55: 19–26.
114. Ferrari MD. Should we advise patients to treat migraine attacks early? *Cephalalgia* 2004; 24: 915–917.
115. Ashina S, Terwindt GM, Steiner TJ, et al. Medication overuse headache. *Nat Rev Dis Primers* 2023; 9: 5.
116. Cady RK, Lipton RB, Hall C, et al. Treatment of mild headache in disabled migraine sufferers: Results of the spectrum study. *Headache* 2000; 40: 792–797.
117. Cady RK, Sheftell F, Lipton RB, et al. Effect of early intervention with sumatriptan on migraine pain: Retrospective analyses of data from three clinical trials. *Clin Therap* 2000; 22: 1035–1048.
118. Pascual J, Cabarrocas X. Within-patient early versus delayed treatment of migraine attacks with almotriptan: The sooner the better. *Headache* 2002; 42: 28–31.
119. Carpay J, Schoenen J, Ahmad F, et al. Efficacy and tolerability of sumatriptan tablets in a fast-disintegrating, rapid-release formulation for the acute treatment of migraine: Results of a multicenter, randomized, placebo-controlled study. *Clin Therap* 2004; 26: 214–223.
120. Winner P, Mannix LK, Putnam DG, et al. Pain-free results with sumatriptan taken at the first sign of migraine pain: Randomized, double-blind, placebo-controlled studies. *Mayo Clin Proc* 2003; 78: 1214–1222.
121. Mathew NT, Kailasam J, Meadors L. Early treatment of migraine with rizatriptan: A placebo-controlled study. *Headache* 2004; 44: 669–673.
122. Brandes JL, Kudrow D, Cady R, et al. Eletriptan in the early treatment of acute migraine: Influence of pain intensity and time of dosing. *Cephalalgia* 2005; 25: 735–742.
123. Goadsby PJ, Zanchin G, Geraud G, et al. Early vs. non-early intervention in acute migraine - ‘Act when Mild (AwM)’. A double-blind, placebo-controlled trial of almotriptan. *Cephalalgia* 2008; 28: 383–391.
124. Klapper J, Lucas C, Røsjø, et al. Benefits of treating highly disabled migraine patients with zolmitriptan while pain is mild. *Cephalalgia* 2004; 24: 918–924.
125. Cady R, Elkind A, Goldstein J, et al. Randomized, placebo-controlled comparison of early use of frovatriptan in a migraine attack versus dosing after the headache has become moderate or severe. *Curr Med Res Opin* 2004; 20: 1465–1472.
126. Scholpp J, Schellenberg R, Moeckesch B, et al. Early treatment of a migraine attack while pain is still mild increases the efficacy of sumatriptan. *Cephalalgia* 2004; 24: 925–933.
127. Olesen J, Diener HC, Schoenen J, et al. No effect of eletriptan administration during the aura phase of migraine. *Eur J Neurol* 2004; 11: 671–677.
128. Dowson A. Can Oral 311c90, a novel 5-HT<sub>1D</sub>agonist, prevent migraine headache when taken during an aura? *Eur Neurol* 1996; 36: 28–31.
129. Bates D, Ashford E, Dawson R, et al. Subcutaneous sumatriptan during the migraine aura. *Neurology* 1994; 44: 1587–1592.
130. Banerjee M, Findley LJ. Sumatriptan in the treatment of acute migraine with aura. *Cephalalgia* 1992; 12: 39–44.
131. Dodick DW, Goadsby PJ, Schwedt TJ, et al. Ubrogепant for the acute treatment of migraine when administered during the prodrome (premonitory phase): results from a phase 3, randomized, double-blind, placebo-controlled, crossover study (S47.001). *Neurology* 2023; 100: 1666.
132. Fuseau E, Petricoul O, Moore KH, et al. Clinical pharmacokinetics of intranasal sumatriptan. *Clin Pharmacokinetics* 2002; 41: 801–811.
133. Salonen R, Dawson R, Ludlow S, et al. A placebo-controlled study of intranasal sumatriptan for the acute treatment of migraine. *Eur Neurol* 1991; 31: 332–338.
134. Rapoport AM, Bigal ME, Tepper SJ, et al. Intranasal medications for the treatment of migraine and cluster headache. *CNS Drugs* 2004; 18: 671–685.
135. Charlesworth BR, Dowson AJ, Purdy A, et al. Speed of onset and efficacy of zolmitriptan nasal spray in the acute treatment of migraine: A randomised, double-blind, placebo-controlled, dose-ranging study versus zolmitriptan tablet. *CNS Drugs* 2003; 17: 653–667.
136. Bird S, Derry S, Moore RA. Zolmitriptan for acute migraine attacks in adults. *Cochrane Database Syst Rev* 2014; 2017: CD008616-CD.
137. Geraud G, Compagnon A, Rossi A. Zolmitriptan versus a combination of acetylsalicylic acid and metoclopramide in the acute oral treatment of migraine: A double-blind, randomised, three-attack study. *Eur Neurol* 2002; 47: 88–98.
138. Bousser MG, Bousser MG, Ensink FBM, et al. A study to compare oral sumatriptan with oral aspirin plus oral metoclopramide in the acute treatment of migraine. *Eur Neurol* 1992; 32: 177–184.
139. Di Serio FJ. Efficacy, Safety, and tolerability of dihydroergotamine nasal spray as monotherapy in the treatment of acute migraine. *Headache* 1995; 35: 177–184.
140. Ziegler D, Ford R, Krieglger J, et al. Dihydroergotamine nasal spray for the acute treatment of migraine. *Neurology* 1994; 44: 447–453.
141. Gallagher RM. Acute treatment of migraine with dihydroergotamine nasal spray. *Arch Neurol* 1996; 53: 1285–1291.
142. Boureau F, Kappos L, Schoenen J, et al. A clinical comparison of sumatriptan nasal spray and dihydroergotamine nasal spray in the acute treatment of migraine. *Int J Clin Pract* 2000; 54: 281–286.
143. Croop R, Madonia J, Stock DA, et al. Zavegepant nasal spray for the acute treatment of migraine: A Phase 2/3 double-blind, randomized, placebo-controlled, dose-ranging trial. *Headache* 2022; 62: 1153–1163.
144. Lipton RB, Croop R, Stock DA, et al. Safety, tolerability, and efficacy of zavegepant 10 mg nasal spray for the acute treatment of migraine in the USA: a phase 3, double-blind, randomised, placebo-controlled multicentre trial. *Lancet Neurol* 2023; 22: 209–217.
145. Láinez MJ, García-Casado A, Gascón F. Optimal management of severe nausea and vomiting in migraine:

- improving patient outcomes. *Patient Relat Outcome Meas* 2013; 4: 61–73.
146. Cady RK, Martin VT, Géraud G, et al. Rizatriptan 10-mg ODT for early treatment of migraine and impact of migraine education on treatment response. *Headache* 2009; 49: 687–696.
  147. Loder E, Freitag FG, Adelman J, et al. Pain-free rates with zolmitriptan 2.5 mg ODT in the acute treatment of migraine: results of a large double-blind placebo-controlled trial. *Curr Med Res Opin* 2005; 21: 381–389.
  148. Dowson AJ, MacGregor EA, Purdy RA, et al. Zolmitriptan orally disintegrating tablet is effective in the acute treatment of migraine. *Cephalalgia* 2002; 22: 101–106.
  149. Derry CJ, Derry S, Moore RA. Sumatriptan (subcutaneous route of administration) for acute migraine attacks in adults. *Cochrane Database Syst Rev* 2012; 2012: CD009665.
  150. Landy S, Munjal S, Brand-Schieber E, et al. Efficacy and safety of DFN-11 (sumatriptan injection, 3 mg) in adults with episodic migraine: a multicenter, randomized, double-blind, placebo-controlled study. *J Headache Pain* 2018; 19: 69.
  151. Pfaffenrath V, Cleal A, Patel P, et al. Self-treatment of acute migraine with subcutaneous sumatriptan using an auto-injector device. *Eur Neurol* 1991; 31: 323–331.
  152. Ferrari MD, James MH, Bates D, et al. Oral sumatriptan: effect of a second dose, and incidence and treatment of headache recurrences. *Cephalalgia* 1994; 14: 330–338.
  153. Géraud G, Keywood C, Senard JM. Migraine headache recurrence: relationship to clinical, pharmacological, and pharmacokinetic properties of triptans. *Headache* 2003; 43: 376–388.
  154. Johnston MM, Rapoport AM. Triptans for the management of migraine. *Drugs* 2010; 70: 1505–1518.
  155. Iljazi A, Chua A, Rich-Fiondella R, et al. Unrecognized challenges of treating status migrainosus: An observational study. *Cephalalgia* 2020; 40: 818–827.
  156. Golikhatir I, Cheraghmakani H, Bozorgi F, et al. The efficacy and safety of prochlorperazine in patients with acute migraine: a systematic review and meta-analysis. *Headache* 2019; 59: 682–700.
  157. Eken C. Critical reappraisal of intravenous metoclopramide in migraine attack: a systematic review and meta-analysis. *Am J Emerg Med* 2015; 33: 331–337.
  158. Tfelt-Hansen P, Olesen J, Aebelholt-Krabbe A, et al. A double blind study of metoclopramide in the treatment of migraine attacks. *J Neurol Neurosurg Psychiatry* 1980; 43: 369–371.
  159. Tek DS, McClellan DS, Olshaker JS, et al. A prospective, double-blind study of metoclopramide hydrochloride for the control of migraine in the emergency department. *Ann Emerg Med* 1990; 19: 1083–1087.
  160. Coppola M, Yealy DM, Leibold RA. Randomized, placebo-controlled evaluation of prochlorperazine versus metoclopramide for emergency department treatment of migraine headache. *Ann Emerg Med* 1995; 26: 541–546.
  161. Ellis GL, Delaney J, DeHart DA, et al. The efficacy of metoclopramide in the treatment of migraine headache. *Ann Emerg Med* 1993; 22: 191–195.
  162. Jones J, Pack S, Chun E. Intramuscular prochlorperazine versus metoclopramide as single-agent therapy for the treatment of acute migraine headache. *Am J Emerg Med* 1996; 14: 262–264.
  163. Cete Y, Dora B, Ertan C, et al. A randomized prospective placebo-controlled study of intravenous magnesium sulphate vs. metoclopramide in the management of acute migraine attacks in the Emergency Department. *Cephalalgia* 2005; 25: 199–204.
  164. Colman I, Friedman BW, Brown MD, et al. Parenteral dexamethasone for acute severe migraine headache: meta-analysis of randomised controlled trials for preventing recurrence. *BMJ* 2008; 336: 1359–1361.
  165. Lau CI, Wang YF. 2022 Taiwan guidelines for acute treatment of migraine. *Acta Neurol Taiwan* 2022; 31: 89–113.
  166. Limmroth V, Katsarava Z, Fritsche G, et al. Features of medication overuse headache following overuse of different acute headache drugs. *Neurology* 2002; 59: 1011–1014.
  167. Scher AI, Lipton RB, Stewart WF, et al. Patterns of medication use by chronic and episodic headache sufferers in the general population: results from the frequent headache epidemiology study. *Cephalalgia* 2010; 30: 321–328.
  168. Schwedt TJ, Alam A, Reed ML, et al. Factors associated with acute medication overuse in people with migraine: results from the 2017 migraine in America symptoms and treatment (MAST) study. *J Headache Pain* 2018; 19: 1–9.
  169. Lipton RB, Serrano D, Nicholson RA, et al. Impact of NSAID and Triptan use on developing chronic migraine: results from the a merican migraine prevalence and prevention (AMPP) study. *Headache* 2013; 53: 1548–1563.
  170. Bigal ME, Serrano D, Buse D, et al. Acute migraine medications and evolution from episodic to chronic migraine: a longitudinal population-based study. *Headache* 2008; 48: 1157–1168.
  171. Rau JC, Navratilova E, Oyarzo J, et al. Evaluation of LY573144 (lasmiditan) in a preclinical model of medication overuse headache. *Cephalalgia* 2020; 40: 903–912.
  172. Navratilova E, Behravesh S, Oyarzo J, et al. Ubrogapant does not induce latent sensitization in a preclinical model of medication overuse headache. *Cephalalgia* 2020; 40: 892–902.
  173. Saengjaroenham C, Strother LC, Dripps I, et al. Differential medication overuse risk of novel antimigraine therapeutics. *Brain* 2020; 143: 2681–2688.
  174. Louter MA, Bosker JE, Van Oosterhout WP, et al. Cutaneous allodynia as a predictor of migraine chronification. *Brain* 2013; 136: 3489–3496.



175. L'Italien G, Popoff E, Johnston K, et al. Rimegepant 75 mg for acute treatment of migraine is associated with significant reduction in monthly migraine days: Results from a long-term, open-label study. *Cephalalgia Rep* 2022; 5: 25158163221075596.
176. Carlsen LN, Westergaard ML, Bisgaard M, et al. National awareness campaign to prevent medication-overuse headache in Denmark. *Cephalalgia* 2018; 38: 1316–1325.
177. Ducros A, de Gaalon S, Roos C, et al. Revised guidelines of the French headache society for the diagnosis and management of migraine in adults. Part 2: Pharmacological treatment. *Rev Neurol (Paris)* 2021; 177: 734–752.
178. Sances G, Granella F, Nappi RE, et al. Course of migraine during pregnancy and postpartum: a prospective study. *Cephalalgia* 2003; 23: 197–205.
179. Aubé M. Migraine in pregnancy. *Neurology* 1999; 53: S26–28.
180. Hoshiyama E, Tatsumoto M, Iwanami H, et al. Postpartum migraines: a long-term prospective study. *Intern Med* 2012; 51: 3119–3123.
181. Agency EM. Pharmacovigilance Risk Assessment Committee (PRAC) – Minutes of the meeting on 5-8 May 2014: PRAC, [https://www.ema.europa.eu/en/documents/minutes/minutes-prac-meeting-5-8-may-2014\\_en.pdf](https://www.ema.europa.eu/en/documents/minutes/minutes-prac-meeting-5-8-may-2014_en.pdf). (2014, accessed 8 January 2024).
182. Zafeiri A, Raja EA, Mitchell RT, et al. Maternal over-the-counter analgesics use during pregnancy and adverse perinatal outcomes: cohort study of 151 141 singleton pregnancies. *BMJ Open* 2022; 12: e048092.
183. Bitzén PO, Gustafsson B, Jostell KG, et al. Excretion of paracetamol in human breast milk. *Eur J Clin Pharmacol* 1981; 20: 123–125.
184. Spigset O, Hägg S. Analgesics and breast-feeding: safety considerations. *Paediatr Drugs* 2000; 2: 223–238.
185. Aikaterini Z, Edwin Amalraj R, Rod Thomas M, et al. Maternal over-the-counter analgesics use during pregnancy and adverse perinatal outcomes: cohort study of 151 141 singleton pregnancies. *BMJ Open* 2022; 12: e048092.
186. Tadokoro-Cuccaro R, Fisher BG, Thankamony A, et al. Maternal paracetamol intake during pregnancy impacts on offspring reproductive development. *Front Toxicol* 2022; 4: 884704.
187. Bauer AZ, Swan SH, Kriebel D, et al. Paracetamol use during pregnancy – a call for precautionary action. *Nat Rev Endocrinol* 2021; 17: 757–766.
188. Eigenbrodt AK, Ashina H, Khan S, et al. Diagnosis and management of migraine in ten steps. *Nat Rev Neurol* 2021; 17: 501–514.
189. Li DK, Liu L, Odouli R. Exposure to non-steroidal anti-inflammatory drugs during pregnancy and risk of miscarriage: population based cohort study. *BMJ* 2003; 327: 368.
190. Nielsen GL, Sørensen HT, Larsen H, et al. Risk of adverse birth outcome and miscarriage in pregnant users of non-steroidal anti-inflammatory drugs: population based observational study and case-control study. *BMJ* 2001; 322: 266–270.
191. Nakhai-Pour HR, Broy P, Sheehy O, et al. Use of non-aspirin nonsteroidal anti-inflammatory drugs during pregnancy and the risk of spontaneous abortion. *CMAJ* 2011; 183: 1713–1720.
192. Hernandez RK, Werler MM, Romitti P, et al. Nonsteroidal anti-inflammatory drug use among women and the risk of birth defects. *Am J Obstet Gynecol* 2012; 206: 228.e1-8.
193. Ofori B, Oraichi D, Blais L, et al. Risk of congenital anomalies in pregnant users of non-steroidal anti-inflammatory drugs: A nested case-control study. *Birth Defects Res B Dev Reprod Toxicol* 2006; 77: 268–279.
194. Ericson A, Källén BA. Nonsteroidal anti-inflammatory drugs in early pregnancy. *Reprod Toxicol* 2001; 15: 371–375.
195. Daniel S, Koren G, Lunenfeld E, et al. Fetal exposure to nonsteroidal anti-inflammatory drugs and spontaneous abortions. *CMAJ* 2014; 186: E177–82.
196. Edwards DR, Aldridge T, Baird DD, et al. Periconceptional over-the-counter nonsteroidal anti-inflammatory drug exposure and risk for spontaneous abortion. *Obstet Gynecol* 2012; 120: 113–122.
197. Cassina M, De Santis M, Cesari E, et al. First trimester diclofenac exposure and pregnancy outcome. *Reprod Toxicol* 2010; 30: 401–404.
198. Nezvalová-Henriksen K, Spigset O, Nordeng H. Effects of ibuprofen, diclofenac, naproxen, and piroxicam on the course of pregnancy and pregnancy outcome: a prospective cohort study. *BJOG* 2013; 120: 948–959.
199. van Gelder MM, Roeleveld N, Nordeng H. Exposure to non-steroidal anti-inflammatory drugs during pregnancy and the risk of selected birth defects: a prospective cohort study. *PLoS One* 2011; 6: e22174.
200. Jensen MS, Rebordosa C, Thulstrup AM, et al. Maternal use of acetaminophen, ibuprofen, and acetylsalicylic acid during pregnancy and risk of cryptorchidism. *Epidemiology* 2010; 21: 779–785.
201. Cassina M, Di Gianantonio E, Toldo I, et al. Migraine therapy during pregnancy and lactation. *Expert Opin Drug Saf* 2010; 9: 937–948.
202. Davanzo R, Bua J, Paloni G, et al. Breastfeeding and migraine drugs. *Eur J Clin Pharmacol* 2014; 70: 1313–1324.
203. Ephross SA, Sinclair SM. Final results from the 16-year sumatriptan, naratriptan, and treximet pregnancy registry. *Headache* 2014; 54: 1158–1172.
204. Nezvalová-Henriksen K, Spigset O, Nordeng H. Triptan safety during pregnancy: a Norwegian population registry study. *Eur J Epidemiol* 2013; 28: 759–769.
205. Källén B, Nilsson E, Otterblad Olausson P. Delivery outcome after maternal use of drugs for migraine: a register study in Sweden. *Drug Saf* 2011; 34: 691–703.
206. Nezvalová-Henriksen K, Spigset O, Nordeng H. Triptan exposure during pregnancy and the risk of major congenital malformations and adverse pregnancy

- outcomes: results from the Norwegian Mother and Child Cohort Study. *Headache* 2010; 50: 563–575.
207. Källén B, Lygner PE. Delivery outcome in women who used drugs for migraine during pregnancy with special reference to sumatriptan. *Headache* 2001; 41: 351–356.
  208. O'Quinn S, Ephross SA, Williams V, et al. Pregnancy and perinatal outcomes in migraineurs using sumatriptan: a prospective study. *Arch Gynecol Obstet* 1999; 263: 7–12.
  209. Marchenko A, Etwel F, Olutunfese O, et al. Pregnancy outcome following prenatal exposure to triptan medications: a meta-analysis. *Headache* 2015; 55: 490–501.
  210. Pasternak B, Svanström H, Mølgaard-Nielsen D, et al. Metoclopramide in pregnancy and risk of major congenital malformations and fetal death. *JAMA* 2013; 310: 1601–1611.
  211. Domperidone: QT prolongation in infants. *Prescribe Int* 2011; 20: 14.
  212. Amundsen S, Nordeng H, Nezvalová-Henriksen K, et al. Pharmacological treatment of migraine during pregnancy and breastfeeding. *Nat Rev Neurol* 2015; 11: 209–219.
  213. Gunner KB, Smith HD. Practice guideline for diagnosis and management of migraine headaches in children and adolescents: part one. *J Pediatr Health Care* 2007; 21: 327–332.
  214. Lanteri-Minet M, Valade D, Geraud G, et al. Revised French guidelines for the diagnosis and management of migraine in adults and children. *J Headache Pain* 2014; 15: 2.
  215. Evers S, Marziniak M, Frese A, et al. Placebo efficacy in childhood and adolescence migraine: an analysis of double-blind and placebo-controlled studies. *Cephalalgia* 2009; 29: 436–444.
  216. Hämäläinen ML, Hoppu K, Valkeila E, et al. Ibuprofen or acetaminophen for the acute treatment of migraine in children: a double-blind, randomized, placebo-controlled, crossover study. *Neurology* 1997; 48: 103–107.
  217. Lewis DW, Kellstein D, Dahl G, et al. Children's ibuprofen suspension for the acute treatment of pediatric migraine. *Headache* 2002; 42: 780–786.
  218. Ahonen K, Hämäläinen ML, Eerola M, et al. A randomized trial of rizatriptan in migraine attacks in children. *Neurology* 2006; 67: 1135–1140.
  219. Ho TW, Pearlman E, Lewis D, et al. Efficacy and tolerability of rizatriptan in pediatric migraineurs: results from a randomized, double-blind, placebo-controlled trial using a novel adaptive enrichment design. *Cephalalgia* 2012; 32: 750–765.
  220. Derosier FJ, Lewis D, Hershey AD, et al. Randomized trial of sumatriptan and naproxen sodium combination in adolescent migraine. *Pediatrics* 2012; 129: e1411–20.
  221. Richer L, Craig W, Rowe B. Randomized controlled trial of treatment expectation and intravenous fluid in pediatric migraine. *Headache* 2014; 54: 1496–1505.
  222. Trottier ED, Bailey B, Dauphin-Pierre S, et al. Clinical outcomes of children treated with intravenous prochlorperazine for migraine in a pediatric emergency department. *J Emerg Med* 2010; 39: 166–173.
  223. Kabbouche MA, Vockell AL, LeCates SL, et al. Tolerability and effectiveness of prochlorperazine for intractable migraine in children. *Pediatrics* 2001; 107: E62.
  224. Brousseau DC, Duffy SJ, Anderson AC, et al. Treatment of pediatric migraine headaches: a randomized, double-blind trial of prochlorperazine versus ketorolac. *Ann Emerg Med* 2004; 43: 256–262.
  225. Kirkpatrick L, Sogawa Y, Cleves C. Acute dystonic reactions in children treated for headache with prochlorperazine or metoclopramide. *Pediatr Neurol* 2020; 106: 63–64.
  226. Colman I, Brown MD, Innes GD, et al. Parenteral dihydroergotamine for acute migraine headache: a systematic review of the literature. *Ann Emerg Med* 2005; 45: 393–401.
  227. Reiter PD, Nickisch J, Merritt G. Efficacy and tolerability of intravenous valproic acid in acute adolescent migraine. *Headache* 2005; 45: 899–903.
  228. Sheridan D, Sun B, O'Brien P, et al. Intravenous sodium valproate for acute pediatric headache. *J Emerg Med* 2015; 49: 541–545.
  229. Gertsch E, Loharuka S, Wolter-Warmerdam K, et al. Intravenous magnesium as acute treatment for headaches: a pediatric case series. *J Emerg Med* 2014; 46: 308–312.
  230. Kabbouche M. Management of pediatric migraine headache in the emergency room and infusion center. *Headache* 2015; 55: 1365–1370.
  231. Patterson-Gentile C, Szperka CL. The changing landscape of pediatric migraine therapy: a review. *JAMA Neurol* 2018; 75: 881–887.
  232. MacDonald JT. Treatment of juvenile migraine with subcutaneous sumatriptan. *Headache* 1994; 34: 581–582.
  233. Linder SL. Subcutaneous sumatriptan in the clinical setting: the first 50 consecutive patients with acute migraine in a pediatric neurology office practice. *Headache* 1996; 36: 419–422.
  234. Fujita M, Sato K, Nishioka H, et al. Oral sumatriptan for migraine in children and adolescents: a randomized, multicenter, placebo-controlled, parallel group study. *Cephalalgia* 2014; 34: 365–375.
  235. Winner P, Rothner AD, Wooten JD, et al. Sumatriptan nasal spray in adolescent migraineurs: a randomized, double-blind, placebo-controlled, acute study. *Headache* 2006; 46: 212–222.
  236. Winner P, Lewis D, Visser WH, et al. Rizatriptan 5 mg for the acute treatment of migraine in adolescents: a randomized, double-blind, placebo-controlled study. *Headache* 2002; 42: 49–55.
  237. Visser WH, Winner P, Strohmaier K, et al. Rizatriptan 5 mg for the acute treatment of migraine in adolescents: results from a double-blind, single-attack study and two open-label, multiple-attack studies. *Headache* 2004; 44: 891–899.

238. Linder SL, Mathew NT, Cady RK, et al. Efficacy and tolerability of almotriptan in adolescents: a randomized, double-blind, placebo-controlled trial. *Headache* 2008; 48: 1326–1336.
239. Winner P, Linder SL, Lipton RB, et al. Eletriptan for the acute treatment of migraine in adolescents: results of a double-blind, placebo-controlled trial. *Headache* 2007; 47: 511–518.
240. Lewis DW, Winner P, Hershey AD, et al. Efficacy of zolmitriptan nasal spray in adolescent migraine. *Pediatrics* 2007; 120: 390–396.
241. Winner P, Farkas V, Štillová H, et al. Efficacy and tolerability of zolmitriptan nasal spray for the treatment of acute migraine in adolescents: Results of a randomized, double-blind, multi-center, parallel-group study (TEENZ). *Headache* 2016; 56: 1107–1119.
242. Prencipe M, Casini AR, Ferretti C, et al. Prevalence of headache in an elderly population: attack frequency, disability, and use of medication. *J Neurol Neurosurg Psychiatry* 2001; 70: 377–381.
243. Wang SJ, Liu HC, Fuh JL, et al. Prevalence of headaches in a Chinese elderly population in Kinmen: age and gender effect and cross-cultural comparisons. *Neurology* 1997; 49: 195–200.
244. Wijeratne T, Tang HM, Crewther D, et al. Prevalence of migraine in the elderly: a narrated review. *Neuroepidemiology* 2019; 52: 104–110.
245. McLean AJ, Le Couteur DG. Aging biology and geriatric clinical pharmacology. *Pharmacol Rev* 2004; 56: 163–184.
246. Landy SH, Lobo BL. Migraine treatment throughout the lifecycle. *Expert Rev Neurother* 2005; 5: 343–353.
247. Soni PP, Lee M, Shadbeh N, et al. Recent advances in the management of migraine in older patients. *Drugs Aging* 2020; 37: 463–468.
248. Burriss JE. Pharmacologic approaches to geriatric pain management. *Arch Phys Med Rehabil* 2004; 85: S45–9; quiz S50–1.
249. Persons AGSPoPPiO. The management of persistent pain in older persons. *J Am Geriatr Soc* 2002; 50: S205–24.
250. Mathew S, Ailani J. Traditional and novel migraine therapy in the aging population. *Curr Pain Headache Rep* 2019; 23: 42.
251. Haan J, Hollander J, Ferrari MD. Migraine in the elderly: a review. *Cephalalgia* 2007; 27: 97–106.
252. Sarchielli P, Mancini ML, Calabresi P. Practical considerations for the treatment of elderly patients with migraine. *Drugs Aging* 2006; 23: 461–489.
253. Liang JF, Chen YT, Fuh JL, et al. Proton pump inhibitor-related headaches: a nationwide population-based case-crossover study in Taiwan. *Cephalalgia* 2015; 35: 203–210.
254. Riggins N, Ehrlich A. Episodic migraine and older adults. *Curr Pain Headache Rep* 2022; 26: 331–335.
255. Lipton RB, Pfeffer D, Newman LC, et al. Headaches in the elderly. *J Pain Symptom Manage* 1993; 8: 87–97.
256. Gladstone JP, Eross EJ, Dodick DW. Migraine in special populations. Treatment strategies for children and adolescents, pregnant women, and the elderly. *Postgrad Med* 2004; 115: 39–44, 7–50.
257. Mancia G, Kreutz R, Brunström M, et al. 2023 ESH Guidelines for the management of arterial hypertension The Task Force for the management of arterial hypertension of the European Society of Hypertension: Endorsed by the International Society of Hypertension (ISH) and the European Renal Association (ERA). *J Hypertens* 2023; 41: 1874–2071.
258. US FDA. The patient information for Lasmiditan, [https://www.accessdata.fda.gov/drugsatfda\\_docs/label/2019/211280s000lbl.pdf](https://www.accessdata.fda.gov/drugsatfda_docs/label/2019/211280s000lbl.pdf) (2019, accessed 8 January 2024).
259. Lipton RB, Croop R, Stock EG, et al. Rimegepant, an oral calcitonin gene-related peptide receptor antagonist, for migraine. *N Engl J Med* 2019; 381: 142–149.
260. Croop R, Goadsby PJ, Stock DA, et al. Efficacy, safety, and tolerability of rimegepant orally disintegrating tablet for the acute treatment of migraine: a randomized, phase 3, double-blind, placebo-controlled trial. *Lancet* 2019; 394: 737–745.
261. Caponnetto V, Deodato M, Robotti M, et al. Comorbidities of primary headache disorders: a literature review with meta-analysis. *J Headache Pain* 2021; 22: 71.
262. Chan KY, Vermeersch S, de Hoon J, et al. Potential mechanisms of prospective antimigraine drugs: a focus on vascular (side) effects. *Pharmacol Ther* 2011; 129: 332–351.
263. van der Horst J, Manville RW, Hayes K, et al. Acetaminophen (paracetamol) metabolites induce vasodilation and hypotension by activating Kv7 potassium channels directly and indirectly. *Arterioscler Thromb Vasc Biol* 2020; 40: 1207–1219.
264. Brunton LL, Knollmann BC (Eds.), *Goodman & Gilman's: The Pharmacological Basis of Therapeutics*. 14th Ed. New York City, New York, USA: McGraw-Hill Education, 2023.
265. Society DC. NSAID treatment in patients with cardiovascular disease, <https://www.cardio.dk/nsaid-behandling-hos-patienter-med-hjertekarsygdom>. (2016, accessed 8 January 2024).
266. Schjerning AM, McGettigan P, Gislason G. Cardiovascular effects and safety of (non-aspirin) NSAIDs. *Nat Rev Cardiol* 2020; 17: 574–584.
267. Catella-Lawson F, Reilly MP, Kapoor SC, et al. Cyclooxygenase inhibitors and the antiplatelet effects of aspirin. *N Engl J Med* 2001; 345: 1809–1817.
268. Schjerning Olsen AM, Gislason GH, McGettigan P, et al. Association of NSAID use with risk of bleeding and cardiovascular events in patients receiving antithrombotic therapy after myocardial infarction. *JAMA* 2015; 313: 805–814.
269. Johnson AG, Nguyen TV, Day RO. Do nonsteroidal anti-inflammatory drugs affect blood pressure? A meta-analysis. *Ann Intern Med* 1994; 121: 289–300.
270. Trelle S, Reichenbach S, Wandel S, et al. Cardiovascular safety of non-steroidal anti-inflammatory drugs: network meta-analysis. *BMJ* 2011; 342: c7086.

271. Armstrong EP, Malone DC. The impact of nonsteroidal anti-inflammatory drugs on blood pressure, with an emphasis on newer agents. *Clin Ther* 2003; 25: 1–18.
272. Razzaque Z, Pickard JD, Ma QP, et al. 5-HT<sub>1B</sub>-receptors and vascular reactivity in human isolated blood vessels: assessment of the potential craniovascular selectivity of sumatriptan. *Br J Clin Pharmacol* 2002; 53: 266–274.
273. Thorlund K, Toor K, Wu P, et al. Comparative tolerability of treatments for acute migraine: A network meta-analysis. *Cephalalgia* 2017; 37: 965–978.
274. Frąk W, Wojtasińska A, Lisińska W, et al. Pathophysiology of cardiovascular diseases: new insights into molecular mechanisms of atherosclerosis, arterial hypertension, and coronary artery disease. *Biomedicines* 2022; 10: 1938.
275. Hall GC, Brown MM, Mo J, et al. Triptans in migraine: the risks of stroke, cardiovascular disease, and death in practice. *Neurology* 2004; 62: 563–568.
276. Diener HC. The risks or lack thereof of migraine treatments in vascular disease. *Headache* 2020; 60: 649–653.
277. Saper JR, Silberstein S. Pharmacology of dihydroergotamine and evidence for efficacy and safety in migraine. *Headache* 2006; 46: S171–81.
278. Roberto G, Raschi E, Piccinni C, et al. Adverse cardiovascular events associated with triptans and ergotamines for treatment of migraine: systematic review of observational studies. *Cephalalgia* 2015; 35: 118–131.
279. Martinelli D, Bitetto V, Tassorelli C. Lasmiditan: an additional therapeutic option for the acute treatment of migraine. *Expert Rev Neurother* 2021; 21: 491–502.
280. Beauchene JK, Levien TL. Lasmiditan: Acute migraine treatment without vasoconstriction. A review. *J Pharm Technol* 2021; 37: 244–253.
281. Mathew PG, Klein BC. Getting to the heart of the matter: Migraine, triptans, DHE, ditans, CGRP antibodies, first/second-generation gepants, and cardiovascular risk. *Headache* 2019; 59: 1421–1426.
282. Rissardo JP, Caprara ALF. Gepants for acute and preventive migraine treatment: a narrative review. *Brain Sci* 2022; 12: 1612.
283. Rubio-Beltran E, Chan KY, Danser AJ, et al. Characterisation of the calcitonin gene-related peptide receptor antagonists ubrogepant and atogepant in human isolated coronary, cerebral and middle meningeal arteries. *Cephalalgia* 2020; 40: 357–366.
284. Argunhan F, Brain SD. The vascular-dependent and -independent actions of calcitonin gene-related peptide in cardiovascular disease. *Front Physiol* 2022; 13: 833645.
285. Robblee J, Harvey LK. Cardiovascular disease and migraine: are the new treatments safe? *Curr Pain Headache Rep* 2022; 26: 647–655.
286. Breen ID, Brumfiel CM, Patel MH, et al. Evaluation of the safety of calcitonin gene-related peptide antagonists for migraine treatment among adults with raynaud phenomenon. *JAMA Netw Open* 2021; 4: e217934.
287. MacGregor EA, Frith A, Ellis J, et al. Incidence of migraine relative to menstrual cycle phases of rising and falling estrogen. *Neurology* 2006; 67: 2154–2158.
288. Petrovski BÉ, Vetvik KG, Lundqvist C, et al. Characteristics of menstrual versus non-menstrual migraine during pregnancy: a longitudinal population-based study. *J Headache Pain* 2018; 19: 27.
289. Allais G, Gabellari IC, Mana O, et al. Treatment strategies for menstrually related migraine. *Women Health* 2012; 8: 529–541.
290. Tepper SJ. Tailoring management strategies for the patient with menstrual migraine: focus on prevention and treatment. *Headache* 2006; 46: S61–8.
291. The Korean Headache Society. Korean Headache Society Guidelines, [https://www.headache.or.kr/bbs/board.php?bo\\_table=3\\_5\\_1\\_1&wr\\_id=4](https://www.headache.or.kr/bbs/board.php?bo_table=3_5_1_1&wr_id=4). (2023, accessed 8 January 2024).
292. Silberstein S, Elkind AH, Schreiber C, et al. A randomized trial of frovatriptan for the prevention of menstrual migraine. *Neurology* 2004; 63: 261–269.
293. Brandes JL, Poole A, Kallela M, et al. Short-term frovatriptan for the prevention of difficult-to-treat menstrual migraine attacks. *Cephalalgia* 2009; 29: 1133–1148.
294. MacGregor EA, Pawsey SP, Campbell JC, et al. Safety and tolerability of frovatriptan in the acute treatment of migraine and prevention of menstrual migraine: Results of a new analysis of data from five previously published studies. *Gen Med* 2010; 7: 88–108.
295. Pringsheim T, Davenport WJ, Dodick D. Acute treatment and prevention of menstrual related migraine headache: evidence-based review. *Neurology* 2008; 70: 1555–1563.
296. Ferrari MD, Roon KI, Lipton RB, et al. Oral triptans (serotonin 5-HT<sub>1B/1D</sub>) agonists) in acute migraine treatment: a meta-analysis of 53 trials. *Lancet* 2001; 358: 1668–1675.
297. Silberstein S, Massiou H, McCarroll KA, et al. Further evaluation of rizatriptan in menstrual migraine: retrospective analysis of long-term data. *Headache* 2002; 42: 917–923.
298. Christie S, Gobel H, Mateos V, et al. Crossover comparison of efficacy and preference for rizatriptan 10 mg versus ergotamine/caffeine in migraine. *Eur Neurol* 2003; 49: 20–29.
299. MacGregor EA, Komori M, Krege JH, et al. Efficacy of lasmiditan for the acute treatment of perimenstrual migraine. *Cephalalgia* 2022; 42: 1467–1475.
300. Facchinetti F, Fioroni L, Sances G, et al. Naproxen sodium in the treatment of premenstrual symptoms: A placebo-controlled study. *Gynecol Obstet Invest* 1989; 28: 205–208.
301. Sances G, Martignoni E, Fioroni L, et al. Naproxen sodium in menstrual migraine prophylaxis: a double-blind placebo controlled study. *Headache* 1990; 30: 705–709.
302. Al-Waili NS. Treatment of menstrual migraine with prostaglandin synthesis inhibitor mefenamic acid: double-blind study with placebo. *Eur. J. Med. Res.* 2000; 5:(4) 176–182.

303. Cady R, Elkind A, Goldstein J, et al. Randomized, placebo-controlled comparison of early use of frovatriptan in a migraine attack versus dosing after the headache has become moderate or severe. *Curr Med Res Opin* 2004; 20: 1465–1472.
304. Mannix LK, Savani N, Landy S, et al. Efficacy and tolerability of naratriptan for short-term prevention of menstrually related migraine: data from two randomized, double-blind, placebo-controlled studies. *Headache* 2007; 47: 1037–1049.
305. Moschiano F, Allais G, Grazi L, et al. Naratriptan in the short-term prophylaxis of pure menstrual migraine. *Neurol Sci* 2005; 26: s162–6.
306. De Lignieres B, Vincens M, Mauvais-Jarvis P. Prevention of menstrual migraine by percutaneous oestradiol. *BMJ* 1986; 293: 1540.
307. Dennerstein LCM, Burrows G, Oats J, et al. Menstrual migraine: a double-blind trial of percutaneous estradiol. *Gynecol Endocrinol* 1988; 2: 113–120.
308. MacGregor EA, Frith A, Ellis J, et al. Prevention of menstrual attacks of migraine: A double-blind placebo-controlled crossover study. *Neurology* 2006; 67: 2159–2163.